



SPLASH!

**7 WET & WILD
BIBLE LESSONS**

**THE SUNDAY SCHOOL STORE
BETHANY DARWIN**



SPLASH

Jesus stood up
and cried out,
“If anyone
thirsts, let him
come to me and
drink. Whoever
believes in me,
as the Scripture
has said, ‘Out of
his heart will
flow rivers of
living water.’”
John 7:37b-38



“Splash” is a 7-week lesson series that takes kids on a wet and wild journey through the Bible. Kids will experience familiar stories like Noah, Jonah, Jesus’ baptism and others in a new way as they consider God’s authority over the water and how each of these stories points to salvation through Christ alone. Ultimately, the goal of this series is for children to be confronted with the Living Water (Jesus) and their individual need for salvation. These lessons are written for children in grades K-5th and each lesson takes 60-90 minutes, making them perfect for Sunday School, Children’s Church, mid-week Bible study times, or even a summer camp with a water theme. Along with 7 full lessons, in “Splash” you will receive an outline for a water event with games, suggested schedule and a devotional that would be great to use as a kick-off or grand finale for the series.

You are viewing the complete series in print-ready format. Use the following link to access editable WORD format lesson plans and bonus graphics. Please contact support@sundayschool.store if you need additional help.

<https://drive.google.com/drive/folders/1VJy-w1NeeKUDoJWcb1-SQALCnVn9SMFI?usp=sharing>

The key verse for this unit is John 7:37b-38 -

Jesus stood up and cried out, “If anyone thirsts, let him come to me and drink. Whoever believes in me, as the Scripture has said, ‘Out of his heart will flow rivers of living water.’”

All Scripture references are taken from the ESV version of the Bible.

7-Week Lesson Overview

1. Get on the Boat - Noah

- Text – Genesis 6-9
- Noah & the Ark
- Main Point –All God’s promises are yes in Jesus

2. Through the Water - Exodus

- Text – Exodus 14-15
- The Exodus
- Main Point – Jesus is the Only Way to God

3. Dip in the Water - Naaman

- Text – 2 Kings 5
- Naaman is healed from leprosy
- Main Point – God heals people’s hearts

4. Tossed in the Water - Jonah

- Text – Jonah
- Jonah is God’s Messenger
- Main Point – Jesus is the Word of God

5. Up Out of the Water – Jesus’ Baptism

- Text – Matthew 3, Luke 3 & John 1
- Jesus’ Baptism
- Main Point – Jesus is the Lamb of God

6. The Living Water

- Text – John 4:1-45
- Jesus and Samaritan woman at the well
- Main Point – Jesus gives Living Water

7. Jesus Power Over the Water

- Text – Mathew 8 and Mark 4
- Jesus Calms the Storm
- Main Point – God is in control of everything

8. BONUS: Summer Splash Event

- Text – Exodus 17 & John 4
- God gives water from a rock & Jesus is the Living Water
- A water game event to help kids experience Jesus as the Living Water

Each lesson contains the following:

- Introductory Activity
- Large Group Worship Time
 - Welcome activity
 - Study God's Word – teaching materials for the Biblical text
 - 3 songs
 - Prayer
- Small Group Lessons (2 options – ages 5-8 and ages 8-12)
 - Review
 - Application
 - Memory Verse
 - Prayer
 - All necessary printables and resources
- Take home – family devotional guide

Suggested Large Group Worship Songs

1. [Great is Thy Faithfulness](#)
2. [Jesus Came to Save Sinners](#)
3. [Have You Heard?](#)
4. [Who Can Say?](#)
5. [The Life](#)
6. [Awesome God](#)
7. [Mighty Mighty Savior](#)
8. [Only Jesus](#)
9. [For You Are Holy](#)
10. [Jesus Came to Earth](#)
11. [God Made You and Me](#)

Sharing the Gospel with Children

All curriculum from “The Sunday School Store” is heavy on the gospel and each lesson provides ample ideas of how to share the Gospel with the kids in your class. Our prayer is that weekly you will have many opportunities to talk with children about the good news of Jesus Christ.

When talking of the gospel, Charles Spurgeon once said,

“The things that are essential to salvation are so exceedingly simple that no child need sit down in despair of understanding the things which make for his peace. Christ crucified is not a riddle for sages, but a plain truth for plain people. True it is meat for men, but it is also milk for babes.”

Every time you are with children at church, make sure that you take the time to present the plain truth of the gospel and to pray for the children in your care that they would have hearts ready to hear and receive the good news.

Here are some helpful tools to use when sharing the gospel:

- Use a tract such as **Who will be King?** from Matthias Media. This simple presentation shows God as the rightful king and sin causing us to crown ourselves. It ends by reminding kids that there can only be one king and asks them if they will be their king or if God will be their king.
- Draw an illustration like **The Bridge to Life**, like the one from Navigators. In this illustration, man and God are seen separated with no way to bridge the gap. As the gospel is presented, the cross is drawn in the gap to show that the only way back to God is through Jesus' atoning work on the cross.
- Simply talk through the **storyline of the Bible using the words - God, man, Jesus, response**. *God created a perfect world and man to be in a perfect relationship with Him. Man disobeyed the one rule that God gave him, and this was the first sin. The Bible tells us that the right punishment for sin is death. Jesus, the son of God, came to earth as a baby and lived a perfect sinless life. He died on the cross in our place to pay the price for our sin. Three days later, Jesus came back to life so that we can live forever with Him. Now that you've heard this good news you have to decide how you will respond. Will you believe this truth and follow Jesus, or will you choose to ignore this good news?*



GET ON THE BOAT

Theme: Splash

Memory Verse: Jesus stood up and cried out, "If anyone thirsts, let him come to me and drink. Whoever believes in me, as the Scripture has said, 'Out of his heart will flow rivers of living water.'" John 7:37b-38

Challenge Verse: "In this the love of God was made manifest among us, that God sent his only Son into the world, so that we might live through him." 1 John 4:9

Bible Story: Noah – Genesis 6-9

The Point: All God's promises are yes in Jesus

Introduction – I Promise (5-8 minutes)

WHAT YOU NEED: no materials needed

Play a game to get kids thinking about the fact that a promise should be a true statement that isn't broken. Remind them that God never breaks His promises. To play, kids will sit in a circle in your small group area and one kid will say "I promise... (and then add a statement that's true about them- such as *I promise I am the oldest child in my family*). Any other kid for whom the statement is also true would then stand up and swap seats with someone else in the group who stood up.

**** With younger groups, you'll need to be prepared to make statements for them.... I promise I am a girl, I am a boy, I am 4, I am wearing shoes, I have a Bible with me, etc.*

SAY: "We all make promises every day and most of our promises are about as silly as some of those that you guys just made. ***Let's go to large group and listen out for a promise from God that will never change and never end and will always be true.***"

Take your group to Large Group Time.

Large Group (25-35 minutes)

Welcome

*** If possible, have the large group area decorated like a beach. Include a beach umbrella, beach balls, towels, paper waves on the wall, etc. and plan on keeping these decorations up for the whole series*

“Good morning guys! Welcome to _____ (name of your children’s ministry) beach. I hope you’re ready to get wet. What? You didn’t bring your swimsuit? Oh no! Well, we’ll try to stay dry here on the beach while we learn about the water.

This week we’re starting a 7-week series of ‘wet and wild stories from the Bible.’ Can anyone think of a story in the Bible about water? (pause for responses and as kids answer, let them know that they just might hear that story in the weeks to come.)

As we were getting started this morning, I heard you talking about promises. Well, I have a promise for you.

I promise that you’re going to have a great time today as we see what God’s Word has to say about **faithfulness**. Does anyone know what faithful or faithfulness means?

Faithful basically means to stay true or to stick to your word, or to keep your promises. I promise that although the story you’ll hear this morning is familiar that you’ll get something new out of it. And I promise that even though our story this morning is found in the Old Testament that it will teach you something cool about Jesus and what it means follow Him. Before we talk more about promises, let’s take some time to sing about God’s faithfulness and the way He kept all His promises by sending Jesus.

Worship Time

“Deuteronomy 7:9 talks about God’s faithfulness by saying, ‘*Know therefore that the LORD your God is God, the faithful God who keeps covenant and steadfast love with those who love him and keep his commandments, to a thousand generations.*’

Like I said before, faithful means keeping your promises and this morning we’re going to hear a lot about God’s faithfulness, so it only makes sense that we start off by singing this song to remind us of the fact that God truly is faithful.”

Great is Thy Faithfulness

“We see God’s faithfulness throughout the Bible, but we see it the most clearly when we consider that in His faithfulness God sent His Son to earth to die on the cross in the place of faithless sinners. God promised way back in Genesis 3 that He would rescue His people. God is faithful and kept that promise through Jesus. None of us have ever done anything to make us deserve Jesus’ sacrifice in our place, but Romans 5:8 tells us that ‘*God shows his love for us in that while we were still sinners, Christ died for us.*’ Let’s sing of that amazing truth.”

Jesus Came to Save Sinners

Study God's Word

This morning we're talking about one of the most familiar stories from the Bible...we're talking about a guy named Noah. Because I know most of you have heard this story many times before let's review what you know about the story and then we'll move on and hopefully learn something new about this story. (Pause for kids to respond.)

*** Explain to the kids that every time you say **Noah** during the story, they should all salute and say **YES SIR** as a reminder of Noah's obedience and that every time you say **God**, they should all say... **FAITHFUL**. You may want 2 kids to hold up signs to remind others what to say. If your class gets distracted with the repeating, you might have them only repeat for part of the story.*

The account of **Noah** and the ark starts in Genesis 6. We're going to read some of it from the Bible later in small groups, but for now just listen and say 'yes sir' or 'faithful' when I say Noah or God.

In **Genesis 6:9** we read... *"Noah was a righteous man, blameless among the people of his time, and he walked with God."*

The Bible tells us that all of the other people who lived at the same time as **Noah** walked in evil ways, but that **Noah** walked with **God** and found favor in **God's** eyes. This does not mean that **Noah** wasn't a sinner, because we know that all people are sinners, but it does mean that **Noah** obeyed **God** and **God** had given him a heart to believe Him.

When **God** looked at the world, He saw evil and sinful people, but when He looked at **Noah**, He saw someone who loved **God** and wanted to follow and obey **God**.

God told **Noah** that He was going to destroy the world but save **Noah** and his family. **Noah** had a choice to make- -would he obey **God** and trust Him, or would he doubt **God's** plan and become like the other people in the world. **Noah** knew that **God** is faithful and always keeps his promises, so he listened to **God's** instructions and started building. He built a giant boat in the middle of the desert. He obeyed **God** and trusted that this was part of **God's** plan. No matter what the people around him said or did. **Noah** trusted that this was part of **God's** plan to bring His people into a relationship with Him.

God told **Noah** exactly how to build the ark and the Bible says that **Noah** obeyed. He built a boat that was big enough to hold two of every animal, seven of some of the animals, his whole family and enough food for all of the animals. This wasn't a small boat. The ark was about as long as 1 and a half football fields and 7 stories tall. That's a HUGE boat and it took **Noah** a long time to build.

After the ark was finished, **God** sent all the animals to **Noah** and he loaded up the ark. Then **Noah** and his family went inside, and **God** closed the door. And they waited.

The rain started. Drop. Drop, Drop, Drop.

The rain continued for 40 days and 40 nights and everything in the whole world was destroyed except **Noah**, his family, and the animals on the ark. But after the 40 days, the water didn't just disappear. It took months for all of the water to dry up. This whole time, they waited in the ark and trusted that **God** had a good plan.

God's plans for building the boat in the desert may have been confusing. Gathering all the animals and packing them in the boat may have been difficult. Waiting inside the ark for the rain to start may have made **Noah** want to doubt **God**. And, living on the ark for months and months with all the animals would have been smelly and tiring, but through it all he trusted **God**. Because of **Noah's** faith in **God**, because he went against the world around him, because he obeyed God, he got to be a part of **God's** plan of redeeming or saving His people.

After the water dried up, **Noah** and his family left the ark and the first thing they did was to praise and worship **God**. And the first thing **God** did was put a rainbow in the sky and say that the rainbow was the promise that He would never again destroy the world with a flood.

We've all heard the story of **Noah** and the ark many times before, but I hope you saw something new this time. What I saw in the story this morning is that **God** is faithful, and He keeps His promises. At the end of the story, God put a rainbow in the sky and made a promise: a promise that He kept by sending Jesus to earth to rescue His people. The next time **God's** anger and wrath was going to come down like that it would come down on **God's** own Son as He died on the cross for your sin and mine. **God's** plan from before the beginning of time was to rescue His people through Jesus. What we see in the Bible is that **God** keeps all His promises, and He keeps them all through Jesus.

Romans 5:8 tells us that **God** showed His love for His people through Jesus' death on the cross. Let's sing a song that reminds us of that truth and the good news of Jesus dying on the cross in our place.

Have You Heard?

Pray

Let's pray!

"Dear God. Thank You for the new beginning that you gave to Noah and His family. Thank You for the promise you made to Noah to never again destroy the world and thank you for always keeping your promise to each of us. Thank you that in your faithfulness you kept your promise to Noah by sending Jesus to take the punishment that each of us deserve. Help us to learn more about Your faithfulness through Jesus as we go to our small groups this morning. In Jesus name we pray, Amen."

Dismiss kids to small groups.



GET ON THE BOAT

Small Group (30 - 40 minutes)

Younger group – ages 5-8

Before the Session:

- **Build a Promise Ark** - one set of 'Promise Ark' cards cut in half, Bibles and tape
- **Promise Memory Verse** – One promise memory verse page per kid, scraps of various colors of paper, glue, scissors and markers
- **Promise Praise** – the kid's promise rainbows from the 2nd activity
- **Simon Says** – nothing needed

1. Build a Promise Ark (Review & Scripture Search)

WHAT YOU NEED: one set of 'Promise Ark' cards cut in half, Bibles and tape

*** Before class, cut the 'Promise Ark' cards in 1/2*

As kids come back from large group, have them review the story in their own words. Help them to focus on two truths:

- (1) God sent the flood to destroy the world because all the people were sinful and
- (2) God promised to never destroy the world again by flood, but instead to send Jesus to rescue His people.

Then, either have volunteers in the group (or your yourself) read portions of the story straight from the text.... **Genesis 6:5-9:16**...It's a long passage, so *choose some key verses/ sections of verses* and then have the kids fill in the blanks in the middle. Remind the kids in the group that the Bible is the Word of God and that it's important for us to see and hear the story straight from the Bible.

Hand out the 'Promise Ark' cards. Each child in the group should have ½ of a card. Show the kids how half of the cards are the left side of the ark and how there is a Bible verse on each of those cards, and how the cards with the right side of the ark have a promise that God made to His people and that he kept. Explain that these are promises from God to His people found throughout the Bible.

One at a time, kids with cards with Bible verses will look up their verse and read it out loud and the kid holding the matching right side of the card will bring it forward so that the 2 halves can be taped together and taped onto the wall.

Non-reader option.... For non-readers, just choose one or two of the sets and read the verses together as a group.... or cut each ark in half distinctively and have kids match the shapes and then read all the promises and choose a few of the verses to look up.

Small group option...For very small groups, tape the promise halves on the wall and hand out the verse reference cards only. Have kids take turns reading their verses and let the group figure out which promise it matches.

SAY: “The Bible says in 2 Corinthians 1:20 that **[THE POINT] all God’s promises are yes in Jesus**. Like we just saw in this activity, God made lots of promises throughout the Bible and God is a faithful God who always keeps all His promises. God has always kept all His promises. His greatest promise - His promise to rescue His people forever - was kept and all of His promises were fulfilled when He sent Jesus to earth to die on the cross in our place.”

[HEART TO HEART] *Talk about one of the promises you just read, and how Jesus was the fulfillment of that promise.... Example...Jesus was the way that God gave His people rest and forgiveness. If kids seem interested, share as many as they are interested in. This is a great opportunity for discussing the fact that Jesus is the answer to everything and that God’s plan to send Jesus was His perfect plan before the beginning of time. Help kids to see that the sending of Jesus wasn’t a plan B after God’s first plan failed but that it was His plan all along, because Jesus is the only One who could ever be the perfect sacrifice for the sins of God’s people.*

2. Promise Memory Verse (Memory Verse)

WHAT YOU NEED: One promise memory verse page per kid, scraps of various colors of paper, glue, scissors and markers

Give each kid one of the “Promise Memory Verse” pages. Depending on the age and maturity level of the kids in your group, have them either color in the rainbow and the words of the verse, or glue small scraps of paper onto the page to form a rainbow.

As kids work, remind them that the rainbow is a sign of God’s promise not to destroy the world, but to send Jesus to rescue God’s people and bring them back into a relationship with Him. Use the time that kids are working to talk about some of the promises of God that you just looked up and to talk about how Jesus was the answer to all of God’s promises. **[HEART TO HEART]** *Also use the time while kids are working to talk about why Jesus came to earth. Remind kids of the sinfulness of the people in Noah’s day and tell them that the Bible tells us that all of our hearts are full of sin (Romans 3:10-12 & 23) and that we all deserve to be punished like the people in Noah’s day were punished, but God in His great love and mercy (Romans 5:8 and 6:23) sent Jesus to take the punishment that we deserve.*

SAY: “When God brought Noah and His family out of the ark, the 1st thing Noah did was to praise God and the 1st thing God did was to make a promise to Noah that He would never again destroy the whole world with a flood. When God made this promise, he put a rainbow in the sky as a reminder. The answer to God’s promise to never again destroy the whole world is Jesus, which reminds us that **[THE POINT] all God’s promises are yes in Jesus**. God knew that people would continue to mess up and would never be good enough for Him, so instead of punishing people, God would have Jesus take the punishment for sin that the people deserved and through Jesus make it possible for people to have a right relationship with

God once again. Every time you see a rainbow (or this promise reminder), remember God's promise to never again destroy the whole world and stop and thank Him for sending Jesus to take your punishment."

Say the verse together a couple of times.

3. Promise Praise (Prayer)

WHAT YOU NEED: the kid's promise rainbows from the 2nd activity

Have the kids place their promise rainbows in front of them in the group area. Ask the kids to remind you what the rainbow represents (God's promise to send Jesus to rescue His people). **[HEART TO HEART] Talk about how God rescued His people once and for all by keeping His great promise of sending Jesus.** Give the kids a chance to voice a prayer of praise, thanking God for sending Jesus, and then close by leading the kids in your group in a prayer of praise.

SAY: "Jesus was the answer to God's promise to never again destroy the whole world. In fact, **[THE POINT] all God's promises are yes in Jesus.** Jesus is the answer to all of God's promises. It's great for us to take time to thank God and praise God for sending Jesus to make it possible for us to have a right relationship with God."

4. Simon Says

WHAT YOU NEED: Nothing Needed

Play a simple game of Simon Says if time allows at the end or as filler when kids get restless. The game shouldn't last long but should just serve as a reminder that when God asked Noah to build the ark that he obeyed without hesitation. Some of the activities you could have the kids do could be parts of building the ark - cut down trees, hammer wood together, measure the ark, collect food, gather animals, etc.

SAY: "When God asked Noah to build an ark, Noah didn't question why, he didn't argue and say that there was no water nearby. He may have never even seen a boat or a lake, but when he was asked by God, he trusted that God would teach him what to do and he obeyed without question. God showed Noah that He could always be trusted by saving Noah and his family and by promising to never again flood the whole earth. When God made that promise to never again destroy the whole world, He was reminding us that **[THE POINT] all God's promises are yes in Jesus.** Because of Jesus we don't have to worry about being punished for our sin because Jesus has already taken the punishment we deserve when He died on the cross making it possible for us to have a relationship with God once again. Our response should be to repent of our sin and turn to Jesus."

Conclude the session with a review and prayer.



GET ON THE BOAT

Small Group (30 - 40 minutes)

Older group – ages 8-12

Before the Session:

- **Build a Promise Ark** - one set of 'Promise Ark' cards cut in half, Bibles and tape
- **Ark Crossword Race** – 2 crossword puzzles enlarged to poster size if possible, 2 sets of ark crossword race clues, 2 Bibles and markers
- **Book of Promises** – Bibles
- **Promise Praise** - blank paper, crayons, tape

1. Build a Promise Ark (Review)

WHAT YOU NEED: one set of 'Promise Ark' cards cut in half, Bibles and tape

*** Before class cut the promise ark cards in half and shuffle them up*

As kids come back from large group, have them review the story in their own words. Help them to focus on two truths:

- (1) God sent the flood to destroy the world because all the people were sinful and
- (2) God promised to never destroy the world again by flood, but instead to send Jesus to rescue His people.

Then, either have volunteers in the group (or your yourself) read portions of the story straight from the text.... **Genesis 6:5-9:16**...*It's a long passage, so choose some key verses/ sections of verses* and then have the kids fill in the blanks in the middle. Remind the kids in the group that the Bible is the Word of God and that it's important for us to see and hear the story straight from the Bible.

Hand out the 'Promise Ark' cards- divided evenly among the group. It's ok if kids have multiple cards. Show the kids how half of the cards are the left side of the ark and how there is a Bible verse on each of those cards, and how the cards with the right side of the ark have a promise that God made to His people and that he kept. Explain that all of these are promises we read about in the Bible. Remind kids that God is faithful and always keeps all of His promises. One at a time, kids with cards with Bible verses will look up and read the verse on their card and the kid holding the matching right side of the card will hand it to them so that the 2 halves can be taped together and taped onto the wall.

Small group option...For very small groups, tape the promise halves on the wall and hand out the verse reference cards only. Have kids take turns reading their verses and let the group figure out which promise it matches.

SAY: “The Bible says in 2 Corinthians 1:20 that **[THE POINT] all God’s promises are yes in Jesus**. Like we just saw in this activity, God made lots of promises throughout the Bible (these are just a few of them) and God is a faithful God who always keeps all His promises. God has always kept all His promises. His greatest promise, that of redeeming His people forever, was kept and all of His promises were fulfilled when He sent Jesus to earth to rescue His people.”

[HEART TO HEART] *Talk about one of the promises and how Jesus was the fulfillment of that promise. Example: Jesus was the way that God gave His people rest and forgiveness. If kids seem interested, share as many as they are interested in. This is a great opportunity for discussing the fact that Jesus is the answer to everything and that God’s plan to send Jesus was His perfect plan before the beginning of time. Help kids to see that the sending of Jesus wasn’t a plan B after God’s first plan failed but that it was His plan all along, because Jesus is the only One who could ever be the perfect sacrifice for the sins of God’s people.*

2. Ark Crossword Race

WHAT YOU NEED: 2 crossword puzzles enlarged to poster size if possible, 2 sets of ark crossword race clues, 2 Bibles and markers

Divide your group into 2 teams and give each team a crossword puzzle, a set of puzzle clues, a Bible and a marker. Teams will race to complete the puzzle finding out some details that they may or may not have known about the story of Noah’s ark.

Bring the teams back together after they have both finished and have them share things that they may have learned during this activity. Make sure they focus in on the 2 main truths of this story:

- (1) God sent the flood to destroy the world because all the people were sinful and
- (2) God promised to never destroy the world again by flood, but instead to send Jesus to rescue His people.

[HEART TO HEART] *Take time to chat with the group about why Jesus came to earth. Remind kids of the sinfulness of the people in Noah’s day and tell them that the Bible tells us that all of our hearts are full of sin (Romans 3:10-12 & 23) and that we all deserve to be punished like the people in Noah’s day were punished, but God in His great love and mercy (Romans 5:8 and 6:23) send Jesus to take the punishment that we deserve.*

SAY: “When God asked Noah to build the ark, He wasn’t asking him to do something small or easy, but it was a huge task. Noah could have doubted God, he could have questioned God’s plan or given in to the teasing of his neighbors, but he stood strong in his faith in God and trusted God no matter what. Hebrews 11:1 says that faith is being sure of what we hope for and certain of what we do not see. Noah had faith that God had a plan. Noah had faith that God would keep His promise and Noah saw God start to keep His promises years before all of His promises were fulfilled in Jesus. This story reminds us that **[THE POINT] all God’s promises are yes in Jesus.**”

[HEART TO HEART] Share an example from your own life where you had to step out in faith and trust God's plan. The obvious example would be the moment you decided to follow Christ with your whole life.

3. Book of Promises (Memory Verse)

WHAT YOU NEED: Bibles

Explain that you're going to do an activity to work on learning the books of the Bible, without saying why. Have the kids all find the table of contents in their own Bibles and make sure they're familiar generally with where various books of the Bible are located. Then, play a game where you call out a letter of the alphabet and kids race to open to a book of the Bible that starts with that letter. Play in teams if not everyone has a Bible. Play for as long as you have time, constantly reminding kids of the need to familiarize themselves with the entire Bible.

Explain that one way you can really familiarize yourself with the Bible is to practice looking up Bible verses. Have everyone in the group practice together by looking up this week's challenge verse... **1 John 4:9**. Talk through how to find the verse. Once everyone has found the verse, read it together a couple of times and then discuss the verse in light of today's story. Remind the kids in the group that just like the people in Noah's day, we all deserve to be punished for our sin, but that God showed His love instead of His wrath by sending Jesus to take that punishment. Explain how in that moment of Jesus' death how God's wrath at sin came down on His perfect Son instead of on the people who actually deserved his punishment.

SAY: "From the first word of Genesis to the last word of Revelation, every word in the Bible is true and is from God. The Bible is one big story of God and his relationship with His people. One of the things that we see clearly in the Bible is that God is faithful and keeps His promises and **[THE POINT] all God's promises are yes in Jesus.** As we read through the Bible and discover all the truths within its pages, we see Jesus revealed on every page as the answer to each of God's promises. So, it's important to know the Bible and to know how to find books and verses in the Bible to help us discover more of who God is, more of why Jesus came to earth and what it means to have a relationship with God through Jesus Christ."

4. Promise Praise (Prayer)

WHAT YOU NEED: blank paper, crayons, tape

Ask the kids to remind you of what the rainbow represented in today's story (God's promise to send Jesus to rescue His people).

[HEART TO HEART] Share with the kids in your small group what it means to you that God always keeps His promises, especially His great promise of sending Jesus to rescue His people. This would be a great opportunity to share your testimony and how you came to know Jesus.

Give each kid a piece of blank paper and 3 crayons or markers of their choosing. Have them tape the 3 colors together (like a rainbow) so that the points are equal, and they can draw with all 3 at once. Encourage kids to use the 3 colors together to write words of praise or thanksgiving on the page- praising

God for keeping His promises, praising Him for sending Jesus, thanking Him for various things in their lives. After a few minutes of work on their pages, give kids an opportunity to voice their praise to God either by listing the things they are thankful for or things they want to praise God for, or giving them an opportunity to lead out in sentence prayers. Close the prayer time by leading the kids in your group in a prayer of praise to God for Jesus.

SAY: “Jesus was the answer to God’s promise to never again destroy the whole world. In fact, Jesus is the answer to all of God’s promises and **[THE POINT] all God’s promises are yes in Jesus.** It’s great for us to take time to thank God and praise God for sending Jesus to make it possible for us to have a right relationship with God.”

**** Have the kids untape the crayons or markers to help you with clean up.*

Conclude with a brief prayer and review.



GET ON THE BOAT

Take Home Page

Memory Verse: “Jesus stood up and cried out, “If anyone thirsts, let him come to me and drink. Whoever believes in me, as the Scripture has said, ‘Out of his heart will flow rivers of living water.’” John 7:37b-38

Challenge Verse: “In this the love of God was made manifest among us, that God sent his only Son into the world, so that we might live through him.” 1 John 4:9

Genesis 6-9 teaches us that all God’s promises are YES in Jesus.

Day 1- Read Genesis 6

Make a list of all the words used to describe “the world” in these verses. How was Noah different from the world? What was God’s plan to deal with the world? How did Noah respond? Draw building plans for the ark (with all the measurements listed in the Bible).

Day 2 – Read Genesis 7

Work together as a family to memorize this question and answer.

Q - How could Jesus suffer the wrath and punishment of God?

A - Jesus took the punishment we deserve by becoming a man.

Read and discuss these verses - John 1:14, Romans 8:3, Galatians 4:4, Philippians 2:7-8, Hebrews 2:14-18, 4:15. Talk about how they help us understand this question and answer.

Day 3 – Read Genesis 8:1-19

This week we’re going to work on learning the challenge verse. Read **1 John 4:9** and discuss – (1) how did God show His love? (2) and why did Jesus come to earth? Then, to remember the promise to Noah, draw a rainbow and write the words of 1 John 4:9 inside the rainbow.

Day 4 – Read Genesis 8:20-9:17

Each family member should build a boat of some sort (soap, a cup, paper, etc.) and see if it floats. Then, work together to draw a timeline of what happened in the ark. Talk about how God gave Noah specific instructions to build the ark and why it was important for Noah to obey. Talk about how God’s faithfulness and provision is seen in the ark.

Day 5 – Read 2 Corinthians 1:18-20

Work together as a family to make a list of promises you can think of that God made and talk about how Jesus kept those promises. Think of promises for rescue, promises for provision, etc. Talk about how God kept His promise to Noah through Jesus dying the death that we deserve.



GET ON THE BOAT

NOAH

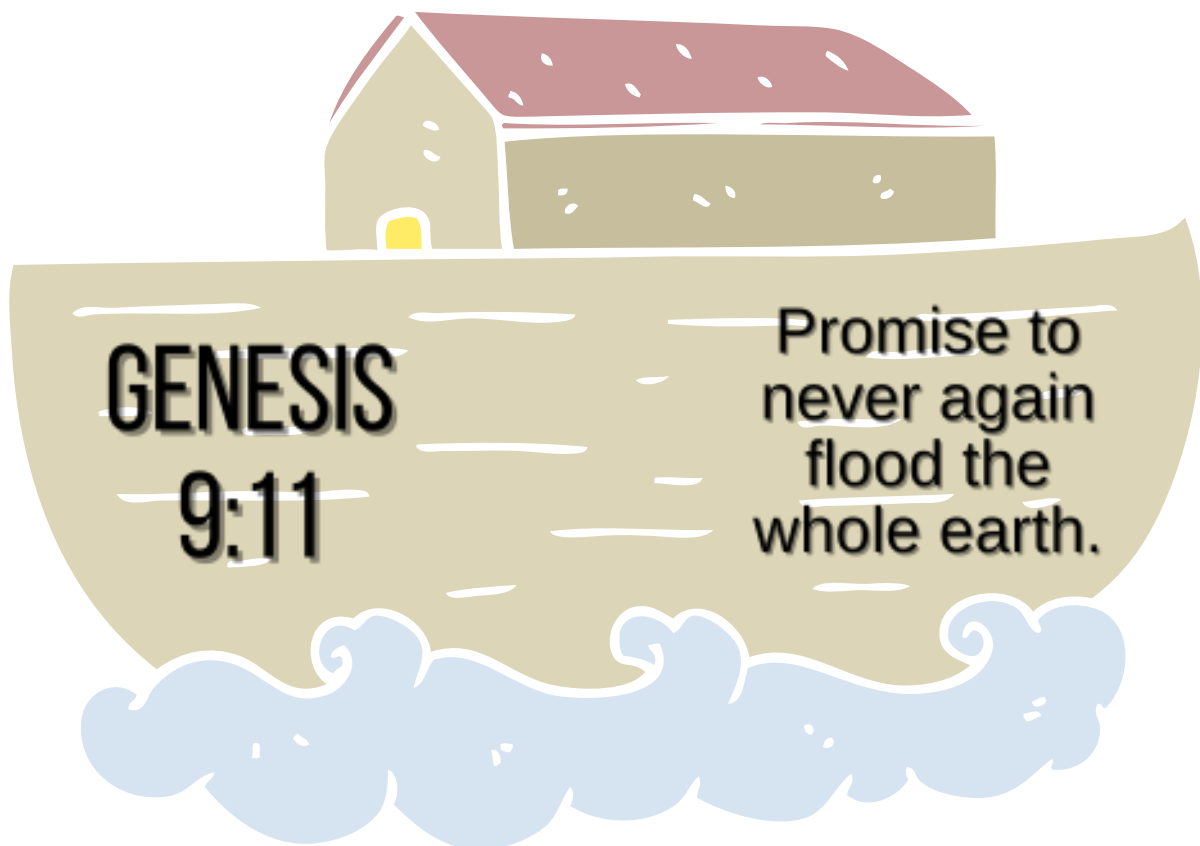
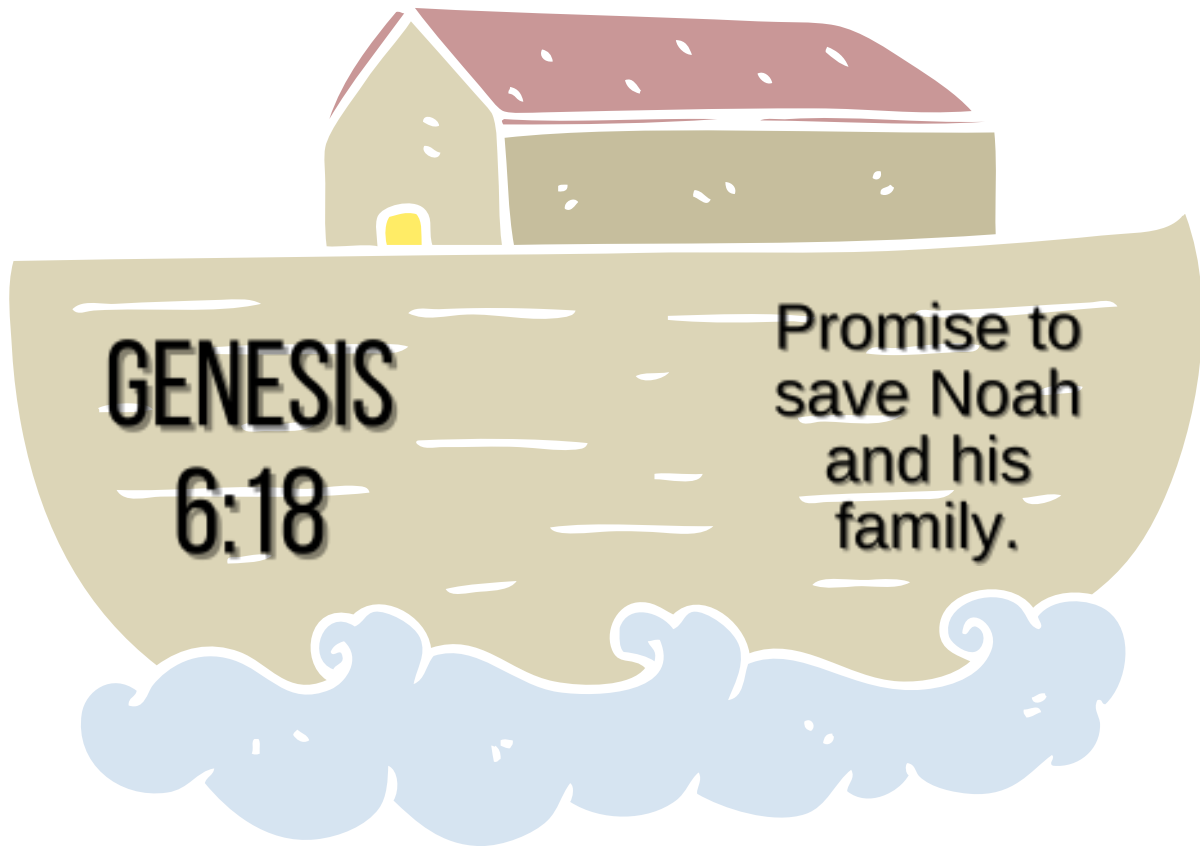
=

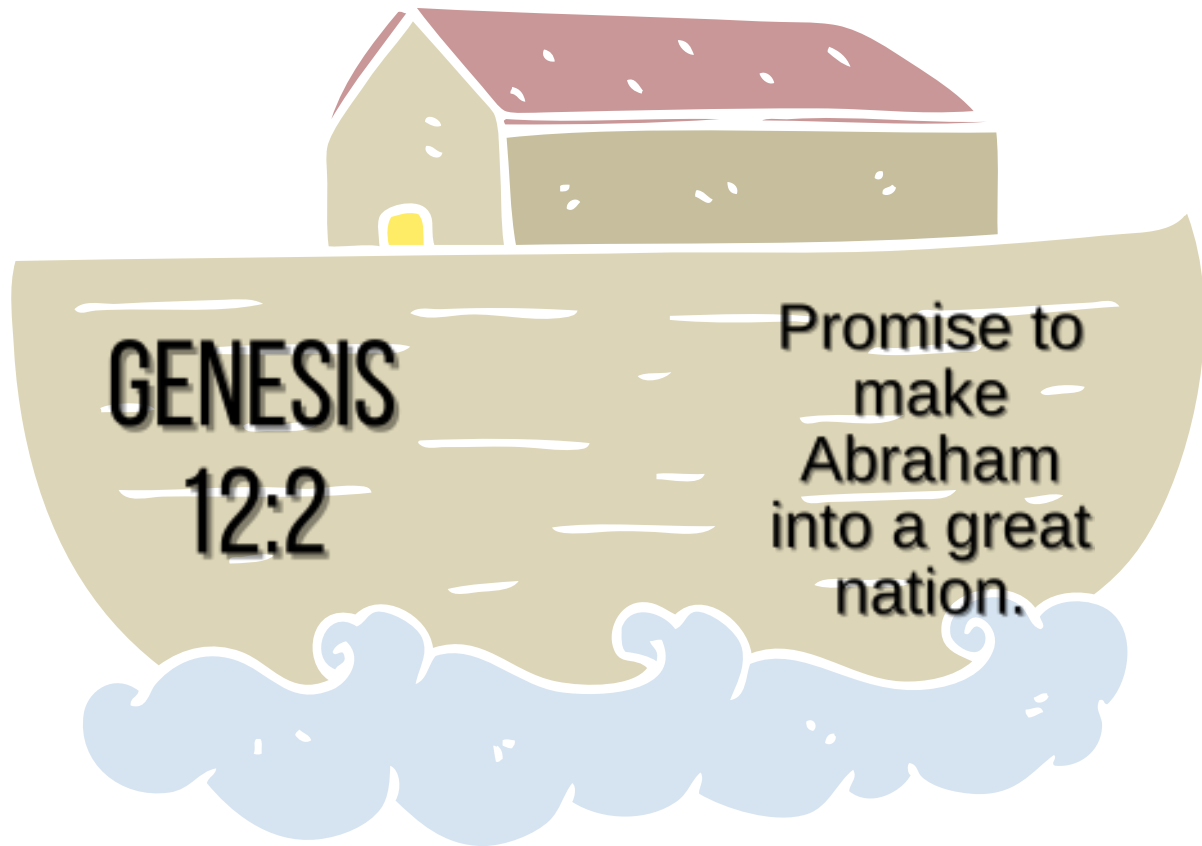
**YES
SIR**

GOOD



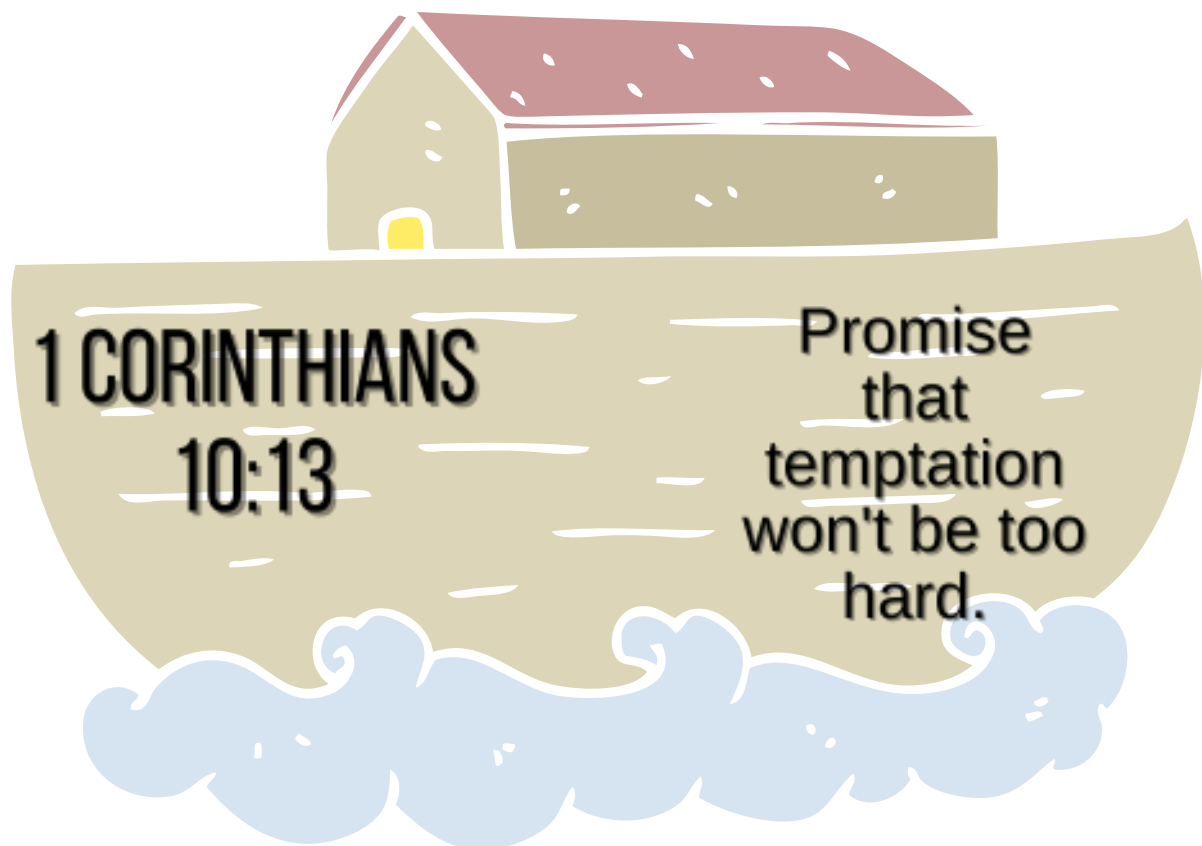
FAITHFUL






GENESIS
12:2

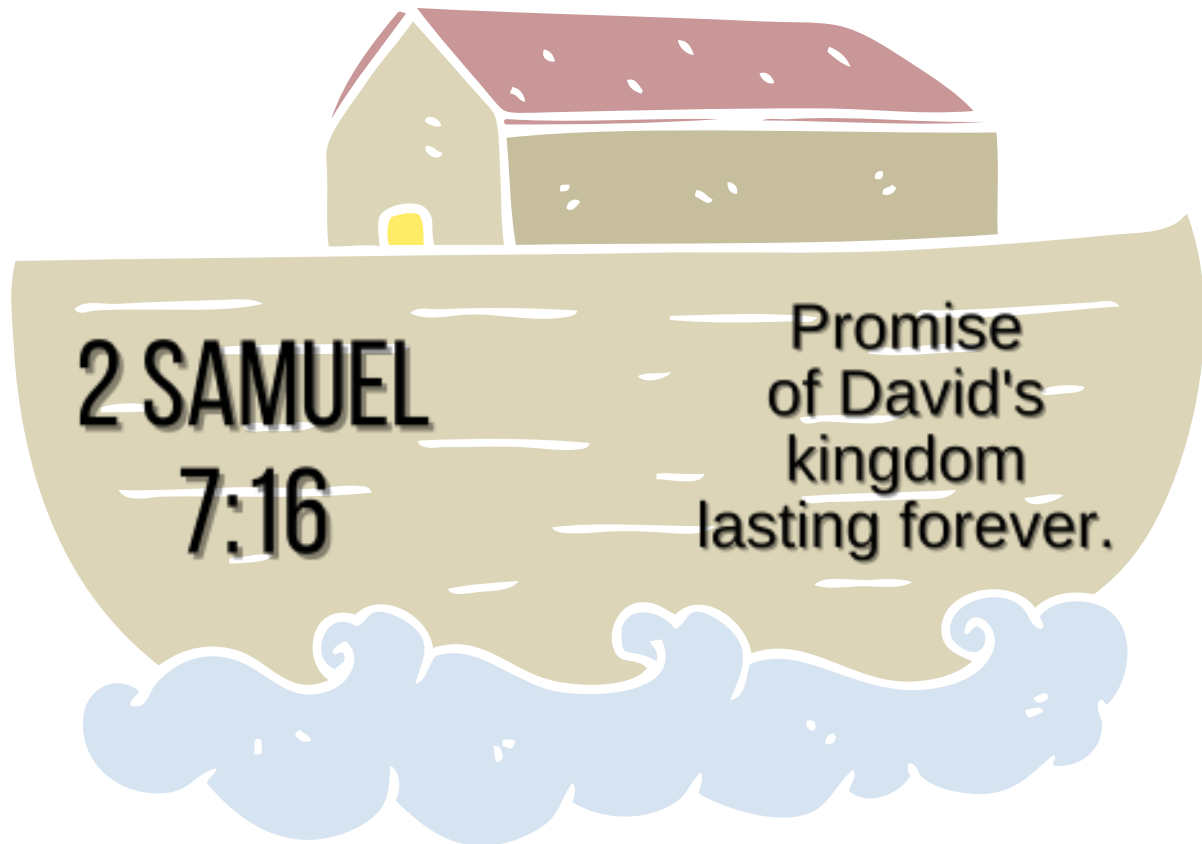
Promise to
make
Abraham
into a great
nation.



1 CORINTHIANS
10:13

Promise
that
temptation
won't be too
hard.

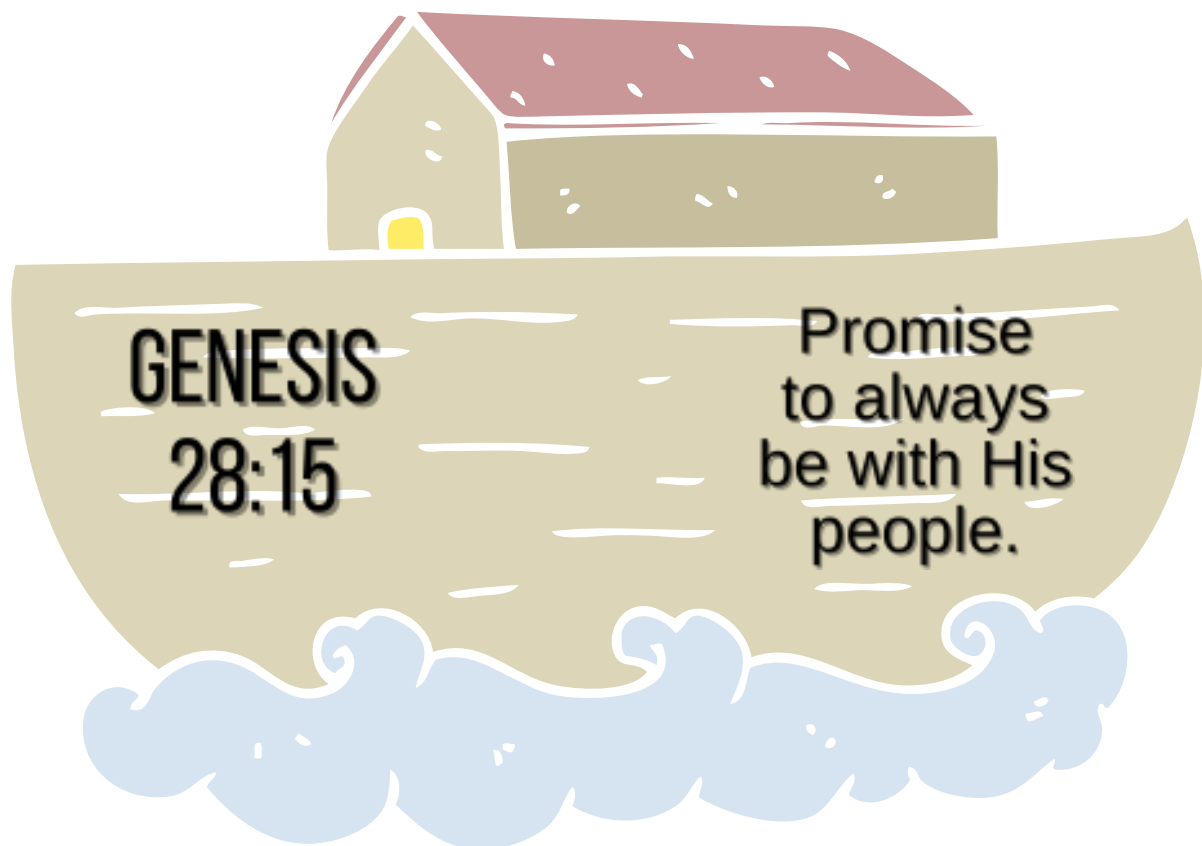




2 SAMUEL

7:16

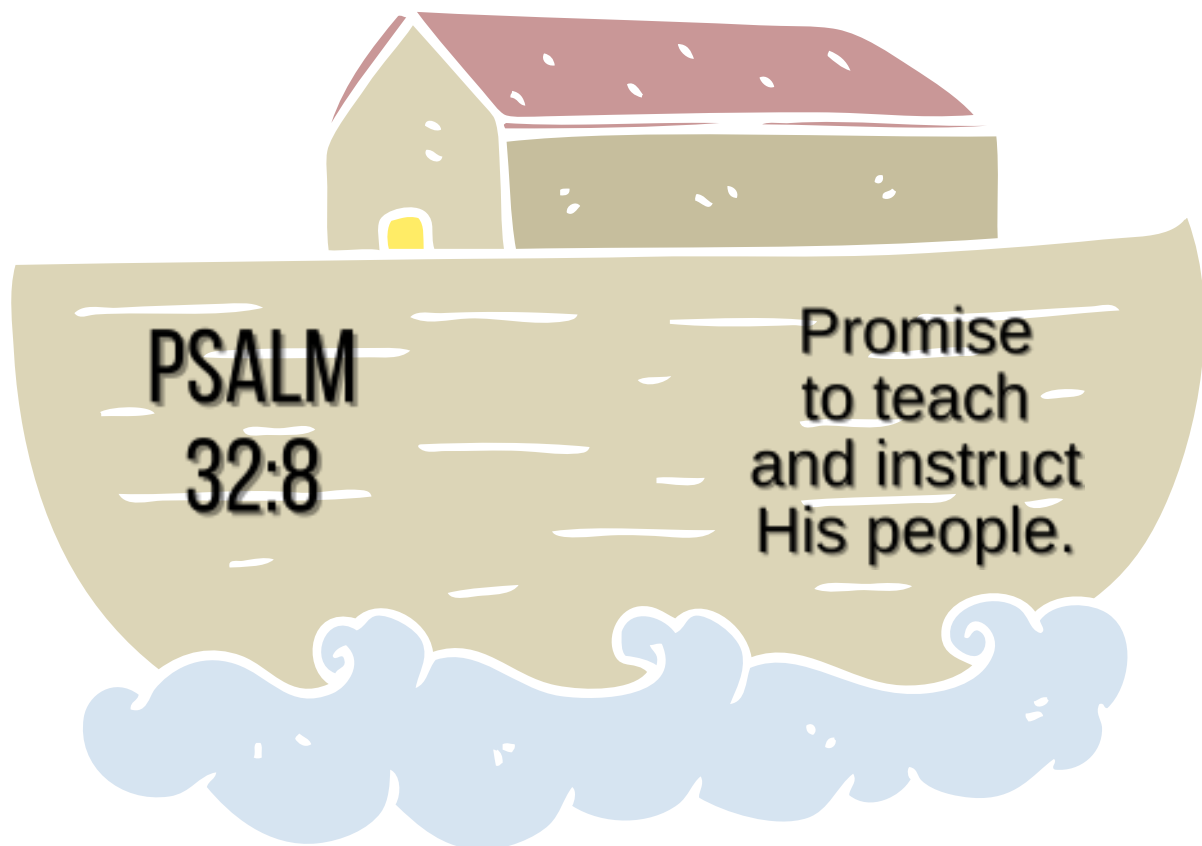
Promise
of David's
kingdom
lasting forever.



GENESIS

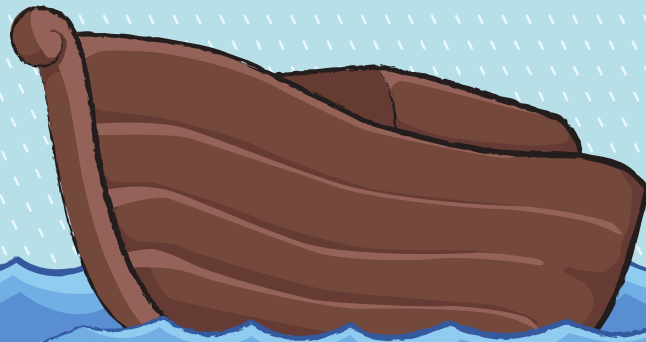
28:15

Promise
to always
be with His
people.






Jesus stood up and cried out, “If anyone thirsts, let him come to me and drink. Whoever believes in me, as the Scripture has said, ‘Out of his heart will flow rivers of living water.’” John 7:37b-38



In this the love of God was
made manifest among us,
that God sent his only Son
into the world, so that we
might live through him.

1 John 4:9



Ark

Crossword

Race

ARK CROSSWORD RACE

Across:

2. It was 150 days before the ark came to rest on Mount _____. Genesis 8:4
4. Noah's wife and the _____ of his three sons were also on the ark. Genesis 7:13
6. Noah had 3 sons, _____, Ham and Japeth on the ark with him. Genesis 7:13
8. The ark was to be 450 feet _____, 75 feet wide and 45 feet high. Genesis 6:15
10. God said that He was going to bring a _____ on the earth. Genesis 6:17
11. The ark was made of _____ wood. Genesis 6:14
12. God told Noah to make an _____. Genesis 6:14
14. After the flood God _____ Noah "never again will I destroy all living creatures." Genesis 8:21 (the word isn't actually in the verse- another word for saying you will do something)

Down:

1. _____ found favor with God. Genesis 6:8
2. Noah took 7 each of the clean _____. Genesis 7:2
3. Noah was told to bring _____ of all living creatures, male and female, on the ark. Genesis 6:19
5. Noah knew that the water had receded from the earth when the _____ returned with an olive branch in its beak. Genesis 8:11
7. Noah was a _____ man. Genesis 6:9
9. Noah was six _____ years old when the flood started. Genesis 7:6
11. The earth was _____ and full of violence. Genesis 6:11
13. It _____ 40 days and nights. Genesis 7:17 (the word isn't actually in the verse, but it's what you would say when water falls from the sky)





THROUGH THE WATER

Theme: Splash

Memory Verse: “Jesus stood up and cried out, “If anyone thirsts, let him come to me and drink. Whoever believes in me, as the Scripture has said, ‘Out of his heart will flow rivers of living water.’” John 7:37b-38

Challenge Verse: “Jesus said to him, “I am the way, and the truth, and the life. No one comes to the Father except through me.” John 14:6

Bible Story: The Exodus – Exodus 14-15

The Point: Jesus is the ONLY way to God

Introduction – Red Light Green Light (5-8 minutes)

WHAT YOU NEED: no materials needed

Play a simple game of “Red Light/ Green Light” with the kids in your group as they arrive. Have kids stand up and face you and say red light for them to stop and green light for them to move (jog in place). Alternate between red and green light frequently to keep the kids thinking. Anyone who moves after you say red light is out and must sit down and the last kid standing is the winner

SAY: “Every time I play that game, I think how hard it is to constantly be told to stop and go. **Let’s go to large group and hear about a time when God’s people were being told the same thing...go...no stay....no go.**”

Take your group to Large Group Time.

Large Group (25-35 minutes)

Welcome

Welcome kids to large group.

“How many of you like to go to the beach? What do you like to do there? Has anyone ever tried swimming across a large body of water? In today’s story we’re going to see some people standing on the edge of a beach trying to figure out how to get across and we’ll see God do something pretty awesome to get them to the other side. But, before we get to that story, let’s review what’s happened before this story and spend some time praising God for who He is.”

Worship Time

If you look in the Bible, you’ll see that in the days leading up to today’s story that God displayed His awesome power in some pretty crazy ways. There were frogs hopping and flies swarming and sick cows and hail and gnats and darkness. God showed Pharaoh His power in so many ways, but it wasn’t until God gave Pharaoh one last warning and then killed Pharaoh’s oldest son that he finally realized just how powerful God is. Those stories are just the start of God’s awesome display of power. In today’s story we’re going to see God do something totally amazing to rescue His people.

At the end of today’s story, right after God rescued His people from Egypt, Moses and his sister Miriam led God’s people in a song of praise for what God had just done. In **Exodus 15:2** it says, *“The LORD is my strength and my song, and he has become my salvation; this is my God, and I will praise him, my father’s God, and I will exalt him.”*

God’s people sang a song of praise and thanked God for the way He rescued them. Let’s do the same thing this morning and sing some songs that remind us that God sent Jesus to rescue His people forever by dying on the cross in their place.

Who Can Say?

“The Bible tells us that we are all sinners and that only Jesus lived a perfect life and that He died and rose again so that we could have new life. The Bible also tells us that the only way anyone can have life is through Jesus. Let’s sing a song that reminds us of that truth. Pay special attention to the words, because our challenge verse for this week is hiding in this song.”

The Life

Study God’s Word

*** As you tell the story, make sure to make the connection with God’s ultimate rescue plan through Jesus. One fun option for telling this story is to have the kids act out the part of the sea. Start telling the story in front of them all and then divide them down the middle and then tell the rest of the story from the middle of the sea.

Today's story is one that I know you've all heard before, but I want you to listen carefully and see if you hear anything about God making a way for His people.

And I'm going to need your help in the story. In the story, God's people are trapped next to a huge sea and I need you to be the sea. Every time you hear the word **sea** or **water**, I want you to wave your arms in the air like waves on the ocean. Ok, let's practice. SEA... WATER... SEA

Our story is from Exodus 14 and we're going to read some of it straight from the Bible, so if you have a Bible with you, please go ahead and open it to Exodus 14. While you're opening your Bibles, can someone tell me what the word EXODUS means? Right, it means to go out or leave. For example, if I said there was pizza and ice cream in the hallway, there would be a mass exodus from this room. You would all exit or leave the room.

So, in the book of Exodus we read about God's people leaving or exiting somewhere.

- *From where are they exiting? (Egypt)*
- *Why have they been in Egypt? (they have been slaves in Egypt for many years)*
- *Why can't they just hop in their cars and drive away? (1- cars haven't been invented yet and 2- the Pharaoh doesn't want them to leave because they are his slaves and 3- there are about 1 million of them)*
- *What did God do to change Pharaoh's mind? (briefly tell the story of Passover in your own words)*

Ok, after the death of Pharaoh's son, he finally said they could go after saying no for so long. And Moses leads the people out into the wilderness. Moses is following God's leading and then, in Exodus 14:4, God says to Moses,

"And I will harden Pharaoh's heart, and he will pursue them, and I will get glory over Pharaoh and all his host, and the Egyptians shall know that I am the LORD."

So, Moses is leading this huge crowd out into the desert and (verses 5-9)

⁵ When the king of Egypt was told that the people had fled, the mind of Pharaoh and his servants was changed toward the people, and they said, "What is this we have done, that we have let Israel go from serving us?" ⁶ So he made ready his chariot and took his army with him, ⁷ and took six hundred chosen chariots and all the other chariots of Egypt with officers over all of them. ⁸ And the LORD hardened the heart of Pharaoh king of Egypt, and he pursued the people of Israel while the people of Israel were going out defiantly. ⁹ The Egyptians pursued them, all Pharaoh's horses and chariots and his horsemen and his army and overtook them encamped at the sea.

Did you catch what made Pharaoh change his mind and come chasing after God's people? The verses we just read said that the LORD, or God, hardened his heart. This means that God changed his mind. Why would God want Pharaoh to chase them after He just did an amazing sign to rescue them? Well, God wanted them to know, without any doubt, that He was the One rescuing them. God was the One who was making a way for them.

So, God's people are camped by the sea out in the wilderness and they turn around and... (verse 10-12)

¹⁰ When Pharaoh drew near, the people of Israel lifted up their eyes, and behold, the Egyptians were marching after them, and they feared greatly. And the people of Israel cried out to the LORD. ¹¹ They said to Moses, "Is it because there are no graves in Egypt that you have taken us away to die in the wilderness? What have you done to us in bringing us out of Egypt? ¹² Is not this what we said to you in Egypt: 'Leave us alone that we may serve the Egyptians'? For it would have been better for us to serve the Egyptians than to die in the wilderness."

The people are freaking out. As I'm sure we all would be. They saw no way of escape and were convinced that they were about to die. But.... (verse 13-14)

¹³ And Moses said to the people, "Fear not, stand firm, and see the salvation of the LORD, which he will work for you today. For the Egyptians whom you see today, you shall never see again. ¹⁴ The LORD will fight for you, and you have only to be silent."

And God said to Moses... (verse 16)

¹⁶ Lift up your staff, and stretch out your hand over the sea and divide it, that the people of Israel may go through the sea on dry ground.

God went on to explain to Moses that that He was going to make a way for His people and then He was going to destroy Pharaoh and the whole army of Egypt. God explained to Moses that He was going to do this so that everyone who hears about this would know that He is the LORD, and He defeated the Egyptians. God wanted to make sure that no one thought this was by chance or anything that the people did, but to know for sure that God was fighting for His people.

Then... (verse 21)

²¹ Then Moses stretched out his hand over the sea, and the LORD drove the sea back by a strong east wind all night and made the sea dry land, and the waters were divided.

Ok, sea, it's time for you to divide. (help the kids to form a path through the middle of themselves, and go stand in the middle of them for the rest of the story)

And... (verse 22-23)

²² And the people of Israel went into the midst of the sea on dry ground, the waters being a wall to them on their right hand and on their left. ²³ The Egyptians pursued and went in after them into the midst of the sea, all Pharaoh's horses, his chariots, and his horsemen.

So, a million of God's people walk into the middle of the sea with a wall of water on either side of them. (have the kids stand up make waves with their arms and have a couple of kids come walk through the middle with you, then have everyone sit down again.)

God's people make it to the other side and Pharaoh and his army are still in the middle of the sea. And God caused a panic among the Egyptians. Their chariot wheels started getting stuck in the mud, they tried to turn around and get out of the sea, but... (verses 26-28)

²⁶ Then the LORD said to Moses, “Stretch out your hand over the sea, that the water may come back upon the Egyptians, upon their chariots, and upon their horsemen.” ²⁷ So Moses stretched out his hand over the sea, and the sea returned to its normal course when the morning appeared. And as the Egyptians fled into it, the LORD threw the Egyptians into the midst of the sea. ²⁸ The waters returned and covered the chariots and the horsemen; of all the host of Pharaoh that had followed them into the sea, not one of them remained.

(have the kids return to their normal spots and you return to the front of the room)

And in that way, God rescued His people and made a way for them to be brought to safety. God showed His people that He was more powerful than the Egyptians and that He was more powerful than the sea... (verse 31)

³¹ Israel saw the great power that the LORD used against the Egyptians, so the people feared the LORD, and they believed in the LORD and in his servant Moses.

Now that was an amazing way that God rescued His people, but this rescue from slavery points to an even bigger rescue and God making a way for His people to be rescued forever. You see, generations before this great rescue, way back in the garden of Eden, God separated His people (Adam and Eve) from Himself because of sin. There was no way for them to fully get back into God’s presence. But, one day, generations later, Jesus would open that way and bring God’s people back into His presence once and for all.

Before we go to our small groups, let’s sing a song that reminds us of the ultimate way that God made a way for His people to come back to Him through Jesus’ death on the cross in our place.

Jesus Came to Save Sinners

Let’s pray.

Pray

“Dear God, Thank You for the awesome way you rescued Your people from Egypt. Thank You even more for the ultimate way that You rescued Your people once and for all through Jesus. Thank You for sending Jesus to be the only way to bring Your people back to You. Help us to learn today that there is nothing we can do to get to You and to be reminded that Jesus is the Only Way. In Jesus name we pray, Amen.”

Dismiss kids to small groups.



THROUGH THE WATER

Small Group (30 - 40 minutes)

Younger group – ages 5-8

Before the Session:

- **Musical Review** - one less chair or piece of paper than the number of kids in your group, something to make music (or you can hum or whistle), Bibles, review questions (listed below)
- **Through the Sea Verse Review** - one set of memory verse cards
- **One Way Signs** – a “one way” sign for each student, Bibles, markers, “one-way pics” for non-readers
- **Pray** – one-way signs from previous activity

1. Musical Review (review)

WHAT YOU NEED: one less chair or piece of paper than the number of kids in your group, something to make music (or you can hum or whistle), Bibles, review questions (listed below)

****Before class (or before doing this activity), place one less chair or paper than the number of kids in your group in a circle.*

As kids come back from large group, ask them to tell you what the first thing is they should do after hearing a story like this from the Bible. Hopefully at least one kid in the group will say that we should read it from the Bible. Have a couple of volunteers from the group (or you) read the story straight from the Bible. The verses we really want to focus on are **Exodus 14:4-31**.

Explain to the kids that you’re going to play some music (or hum or whistle) and while the music is playing, they should walk around the chairs or pieces of paper and when the music stops, they should find a chair to sit in or paper to stand on. The child left without a chair or piece of paper is asked one of the review questions (*if they don’t know the answer other kids can help them answer*). Play until you’ve gone through all the questions. No one gets out in this game; you just keep playing and the one without a spot gets the question.

Review Questions:

- Why were God’s people in Egypt? – Joseph’s brothers sold him there as a slave and then the rest of the family moved there because of the famine

- What were the people doing in Egypt? - they were slaves
- Were they happy being slaves? - no, they cried out to God for help
- Who did God send to help the people? - Moses
- How did God speak to Moses to send him to help the people? - in a burning bush
- What was one of the plagues that God used to show the people and Pharaoh His power? – flies, gnats, frogs, disease, hail, darkness, etc.
- What did Pharaoh say every time Moses asked him to let God’s people go? – NO
- What did God finally do to show His power to Pharaoh and convince Pharaoh to let God’s people go? - Passover- Pharaoh’s son died
- As God led His people out of Egypt, where did He lead them? - to the shore of the Red Sea
- What did Pharaoh do when he realized he had let his slaves go? - he sent soldiers chasing after them
- How did God get His people across the sea? - He opened up the water and led the people through on dry land
- What happened to the Egyptian soldiers when they followed God’s people into the sea? - the water closed back up and they drowned
- What is our main memory verse? - John 7:37b-38

SAY: “Today’s story is an amazing reminder of who God is and just how powerful He is and how wonderful His great plan for His people is. The people were stuck in slavery and stuck in Egypt, then it looked like they were stuck between water and an attacking army, but God provided a way and opened the water for the people to walk through on dry land. The same is true for us. We’re stuck living separated from God. We’re stuck living in sin against God, and there is nothing we can do on our own to get to God. But God sent Jesus to die on the cross and take the punishment for our sin to remind us that **[THE POINT] Jesus is the only way to God.**”

[HEART TO HEART] Use this time to remind kids of the truth that we are all separated from God and can’t get to God on our own but need Jesus to make it possible for us to have a relationship with God. You might want to spend some time reviewing the story of the fall from Genesis 3 as well as have them look up some verses that remind us of our sin... Romans 3:10-12, Romans 3:23-24 and Isaiah 64:6.

2. Through the Sea Verse Review (Memory Verse)

WHAT YOU NEED: one set of memory verse cards

Have the kids stand in 2 lines facing each other with enough space for someone to walk between the lines. The kids standing in the lines should make waves with their arms to be like the walls of water that the people walked between when they crossed the Red Sea. Distribute the verse cards randomly to kids in the group. [If you have a small group, give multiple cards to each child]

If your group has non-readers in it, you may want to number the cards.

Have the child holding the 1st card walk through the line and say the word/ words in his card, then the 2nd child, etc. As kids come through the line, they join the end of one of the lines. (If children have multiple cards, they'll end up going through the line more than once.)

Go through the verse a couple of times getting faster each time

SAY: "To make it through our line of friends pretending to be the sea, there was only one way...we had to walk through the middle, and we had to walk through saying the verse in order. In today's story, the people of Israel saw that the only way to make it out of Egypt was to follow and trust God. Just like trusting God was the only way through the sea that day, we need to remember every day that **[THE POINT] Jesus is the only way to God** and our verse reminds us that we need to come to Jesus in order to live. Jesus is the way."

[HEART TO HEART] *Talk with your group what it means that Jesus is the only way to have a relationship with God. Use verses like John 14:6 (which is our challenge verse for the week) or other verse or your choice to aid in your discussion.*

3. One Way Signs (Scripture Search)

WHAT YOU NEED: a "one way" sign for each student, Bibles, markers, "one-way pics" for non-readers

Remind the kids of what you just talked about.... how God provided the one way for the people to get out of Egypt and how Jesus provided the one way for us to have a relationship with God by dying on the cross and taking the punishment that each of us deserved.

Give each child a copy of the "one way" sign and encourage them to draw (or glue pics for younger kids) a picture of the one-way God used to lead His people out of Egypt (parting the sea) and the one way that God used to bring His people into a relationship with Him (Jesus on the cross), on their signs.

While they're working, read **John 14:6** to the kids and talk about how even Jesus said that He was the one way to get to God and the one way to have real life. Kids may want to write that verse, or this month's memory verse (John 7:37-38) around the edges of their sign. Encourage students to take their signs home and put them somewhere as a reminder that Jesus is the only way to have a relationship with God.

[HEART TO HEART] *Share with the kids in your group what it means to you that Jesus is the one way to have a relationship with God. Talk about how no matter what you do you can never get to God on your own, but that Jesus is the only way to have a relationship with God.*

SAY: "Take these one-way signs home with you and put them somewhere where every time you see it you'll remember how God provided the one way out of Egypt for His people and the way that God provided the one way to have a relationship with Him through Jesus. **[THE POINT] Jesus is the only way to God.** "

4. Pray

WHAT YOU NEED: one-way signs from previous activity

Have the kids put their signs out in front of them. Ask if anyone would like to say a one sentence thank you prayer to God for the way He rescued His people out of Egypt, or for the way He rescued His people forever by sending Jesus to die on the cross. After a few kids have prayed, close the time by praying and thanking God for the gift of Jesus and asking Him to teach the kids more and more what it means to have a relationship with Him.

If you have extra time at the end of class.

- **Play Freeze Tag**...remind the kids that just like in the game they needed someone to unfreeze them so that they could keep playing, the people couldn't get themselves out of slavery in Egypt, and needed God to rescue them, and we can't get to God on our own, but need Jesus to rescue us from our sin.
- **Play Simon Says**.... Remind the kids that God is always in control and that He had a great plan for His people, they just had to listen to Him and obeyed His commands
- Have kids **draw pictures of the story**

Conclude the session with a review and prayer.



THROUGH THE WATER

Small Group (30 - 40 minutes)

Older group – ages 8-12

Before the Session:

- **Who, What, Where, When** - one set of “Who, What, Where, When” cards, Bibles, a Bible map, blank paper, pencils, markers
- **Memory Verse Maze** - one copy of “memory verse maze” per kid, pencils, Bibles
- **Hard Hearts** – “Hard Heart” verse cards, Bibles
- **Moses’ Song of Praise** – one copy of “song of praise” per kid, pencils, Bibles

1. Who, What, Where, When (Review)

WHAT YOU NEED: one set of “Who, What, Where, When” cards, Bibles, a Bible map (from the back of a Bible), blank paper, pencils, markers

If groups are small join with another group to work together on this activity.... or work on all 4 sections together as a group one at a time.

As kids come back from large group, ask them to tell you what the first thing is they should do after hearing a story like this from the Bible. Hopefully at least one kid in the group will say that we should read it from the Bible. Have a couple of volunteers from the group (or you) read the story straight from the word. The verse we really want to concentrate on are... **Exodus 14:4-31**.

Divide the group into four teams and explain to the kids that together they will research the story of God leading His people out of Egypt, but that each group will work on the story from a different angle as if they are all news reporters and then they’ll put the story together to better understand what happened.

Team 1- Who- (Bible, blank paper, markers) This group will answer the question of what we can learn about who God is from today’s passage (Exodus 12:31-42, 13:17-14:31), and will make a graffiti style poster with words describing who God is.

Team 2- What- (Bible, blank paper, markers) This group will look through the passage and draw a mural style picture of the people crossing the sea adding in as many details as possible from the text (Exodus 13:17-14:31)

Team 3- Where- (Bible, Bible map, blank paper, markers) This group will look at the Bible map and read through the passage (Exodus 12:31-42, 13:17-14:31) and draw their own map follow the path of God’s people, drawing where they walked, where they camped, and other details.

Team 4- When- (Bible, blank paper, markers) This group will make a timeline of the Exodus using the whole passage (Exodus 12:31-42, 13:17- 14:31)

Give groups time to work and then have groups present what they learned in their research.

SAY: “Researching this story this way was pretty cool and you guys helped me learn some new things about what happened when God led His people out of Egypt. Not only were you guys able to learn some cool things about this story, but you can use the same methods you just used to study any story in the whole Bible. As you study the Bible, both here at church and at home on your own with your family, you’ll see the same thing in every story of the Bible, that **[THE POINT] Jesus is the only way to God.** The whole Bible is one story with one message and that message is that God made a way for His people to be forgiven of their sin and reunited with Him by sending Jesus to die on the cross and take the punishment for sin that each of us deserve.”

[Heart to Heart] *As you go through the discussion of God’s rescuing of His people from Egypt, take a minute to review the truth of the Gospel with the kids in the group and make sure they all understand why we all need to be rescued. Talk about how the Bible is clear on the truth that we are all sinners. Talk about what sin is and help kids to see that there is no one who is without sin.*

2. Memory Verse Maze (Memory Verse)

WHAT YOU NEED: one copy of “memory verse maze” per kid, pencils, Bibles

With this being the 2nd week of the unit, some of the kids may have already learned the key verse, while other kids may not have had a chance to even hear it yet. Have kids look the verse up in their Bibles and read it together. Be sure to give prompts to help all kids find the verse, instead of just one kid looking it up for the whole group. Use this activity as another reminder for the kids to bring their Bibles each week to church.

Hand out the Bible verse mazes and challenge kids to be the first one to follow the words of this month’s verse and make their way through the maze. Once all the kids have made their way through the maze, discuss the verse and what it means that that Jesus called His people to come to Him and drink living water. Explain that in the weeks to come we’ll learn more about this verse, but the truth we need to remember today is that Jesus opened the way back to the Father and called His people to come.

Have the kids say the verse together one more time.

SAY: “In order to make it through the maze and get all the words of the verse in the right order, we saw that there was only one way. In today’s story, the people of Israel saw that the only way to make it out of Egypt was to follow and trust God. Just like trusting God was the only way through the sea that day, we need to remember every day that **[THE POINT] Jesus is the only way to God.**”

[HEART TO HEART] *Share with the kids in your group what it means to you that Jesus is the only way to have a relationship with God. Use verses like John 14:6 or other verse or your choice to aid in your discussion.*

3. Hard Hearts (Scripture Search)

WHAT YOU NEED: “Hard Heart” verse cards, Bibles

Divide kids into groups of 2-3 and give each group one of the verse cards (each card has 3 verses on it). Groups should look up their verses and determine what their verses have in common and be ready to tell the whole group what their verses have in common. After all groups have read and discussed their verses, bring all the groups together and ask them to share what they found in common between in their verses with the rest of the groups.

With a small group, students can work individually, or you can all work through all the verses together.

As kids realize that the common thread throughout the verses is the concept of a hard heart, talk with the students about what it means for your heart to be hard toward God. Discuss the fact that when talking about the Pharaoh that God said he would harden Pharaoh’s heart to bring glory to Himself and how God was glorified in the way that he led the people out of Egypt. Help the kids to see that when your heart is hard toward God that you are totally against Him and that before entering into a relationship with God, we all have hard hearts and are sinners completely separated from God.

[HEART TO HEART] Focus on Ezekiel 36:26 and discuss how just like God hardened Pharaoh’s heart, according to this verse, God takes a heart of stone and turns it into a heart of flesh. Using this illustration share with the kids what it means to you that as a follower of Christ you now have a heart of flesh and are a new creation (2 Corinthians 5:17). Help them to see that the heart of stone is cold, hard & dead and that the heart of flesh is alive showing that real life is only possible through Christ (Ephesians 2:5). Help kids to see that apart from Jesus changing your heart that we all have cold, stone hearts and we need a heart transplant, we can’t change our heart ourselves.

SAY: “Because of the fact that we have all sinned and gone against God’s plan, we are all separated from God and all have a hard heart toward Him. No matter what we try to do on our own, we can never make our way back to God by ourselves. We need to remember that *[THE POINT]* **Jesus is the only way to God**, and that Jesus is the one who can take our hearts of stone and turn them into hearts of flesh, giving us new life and a relationship with God.”

4. Moses’ Song of Praise (Prayer)

WHAT YOU NEED: one copy of “song of praise” per kid, pencils, Bibles

Have a volunteer read **Exodus 15:1-18** to the rest of the group. Help students to see that the first thing that Moses did once the people had crossed the sea was to sing a song of praise (a prayer) to God thanking Him for delivering the people from Egypt. Have the kids note the things that Moses was praising and thanking God for. Explain to the group that they are each (or in pairs) going to write a verse to a praise song that you can sing together as a prayer of praise to God for who He is and what He has done. Give kids time to write their verses and then sing them all together to the tune of “Twinkle Twinkle Little Star.”

After singing the song, close the time in prayer thanking God for His work of salvation through Jesus and asking Him to teach the kids more and more each day what it means to have a relationship with God through Christ.”

SAY: “Exodus 15:2 says, ‘*The LORD is my strength and my song, and he has become my salvation; this is my God, and I will praise him, my father's God, and I will exalt him.*’ When Moses was singing those words, he was thinking specifically of the way that God had just saved the people of Israel, but He was also looking forward to the day when God would be the salvation for His people once and for all. Looking back, we need to remember that **[THE POINT] Jesus is the only way to God**, and that God is the salvation of His people through what Jesus did when He died on the cross and rose again on the third day.”

Conclude the session with a review and prayer.



THROUGH THE WATER

Take Home Page

Memory Verse: Jesus stood up and cried out, “If anyone thirsts, let him come to me and drink. Whoever believes in me, as the Scripture has said, ‘Out of his heart will flow rivers of living water.’” John 7:37b-38

Challenge Verse: “Jesus said to him, “I am the way, and the truth, and the life. No one comes to the Father except through me.” John 14:6

Exodus 14-15 point to the truth that Jesus is the only way to God.

Day 1- Read Exodus 14:1-14

Work together as a family to memorize this question and answer.

Q - What does it mean to believe or to have faith in Christ?

A - To trust in Jesus alone for salvation.

Read and discuss these verses - John 14:6, Acts 4:12, 1 Timothy 2:5, 1 John 5:11-12 – in relation to this question and answer.

Day 2 – Read Exodus 14:15-31

Use things found around the house to build this scene. Talk about what it must have been like for God’s people to find themselves trapped between the sea and Pharaoh’s army. Talk about how we’re all in that same trap and the only way out is by faith in Jesus and Him being the ONLY way to God.

Day 3 – Read Exodus 15:1-8

Talk as a family about how Jesus opened the way to God the Father. Talk about how God and man were separated because of sin, but that when Jesus died on the cross and paid the price for our sin, He opened the way to God. Talk about how Jesus is the only way to God and not some of the other ways/ things that other people try to get to God.

Day 4 – Read Exodus 15:9-21

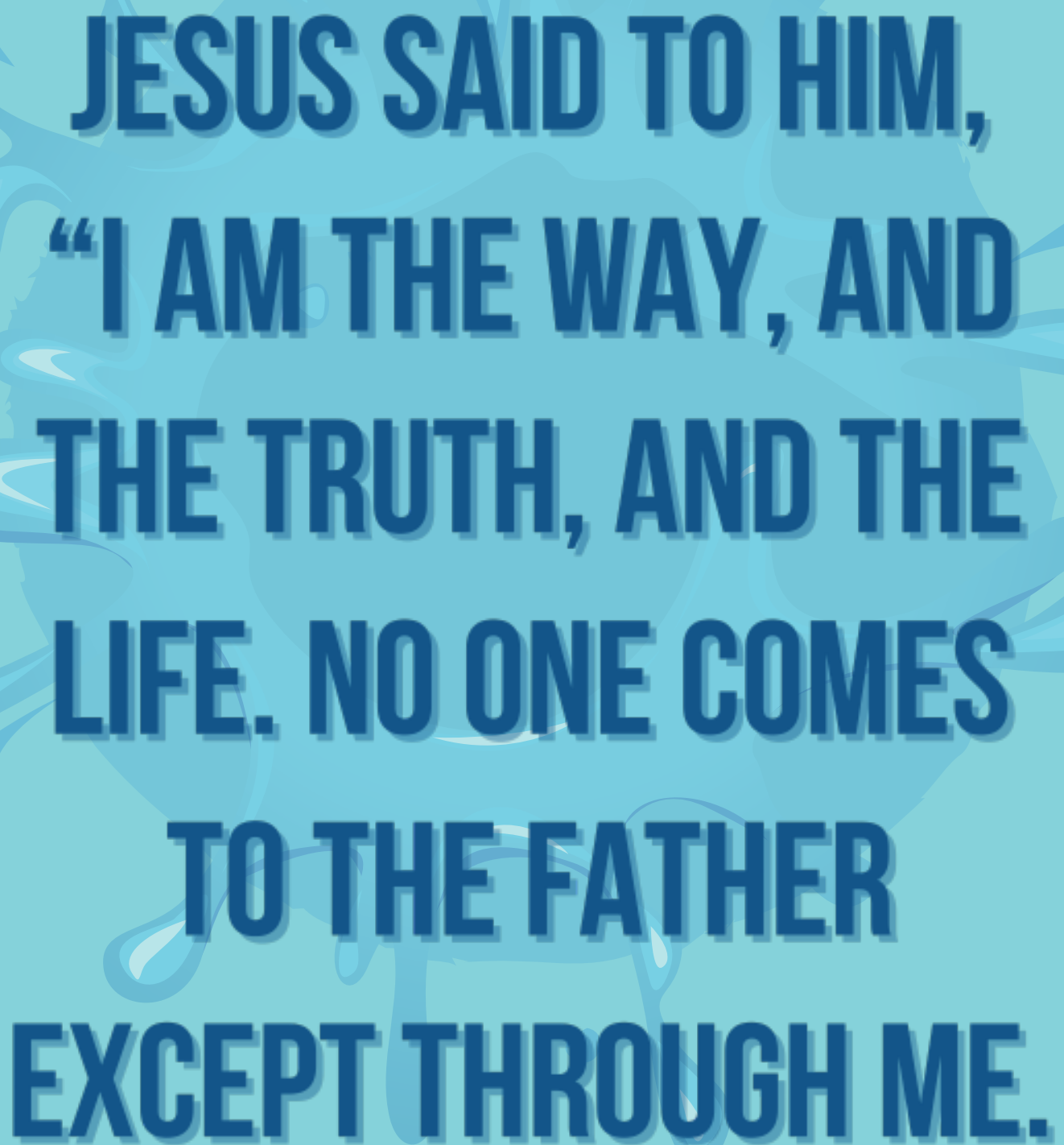
Each person in the family should illustrate one part of the story. For your drawings, focus on who God showed Himself to be in that part of the story. - leading the people to the sea - God opening the sea - people walking on dry land - people praising God

Day 5 – Read Exodus 16

After learning this week about God opening a way in the sea, play a game to help you learn this week’s challenge verse (John 14:6) which reminds us that Jesus is the only way to God. Form an obstacle course as a family where you have to quote the verse as you correctly go through the various obstacles. Make sure for each one, there is only one way to go through the obstacle.



THROUGH THE WATER



**JESUS SAID TO HIM,
“I AM THE WAY, AND
THE TRUTH, AND THE
LIFE. NO ONE COMES
TO THE FATHER
EXCEPT THROUGH ME.**

JOHN 14:6

Jesus
stood up



and
cried
out,



If
anyone
thirsts,



let him
come



to
me



and
drink.



Whoever
believes
in me,



as the
Scripture
has said,



out of
his
heart



will flow
rivers of




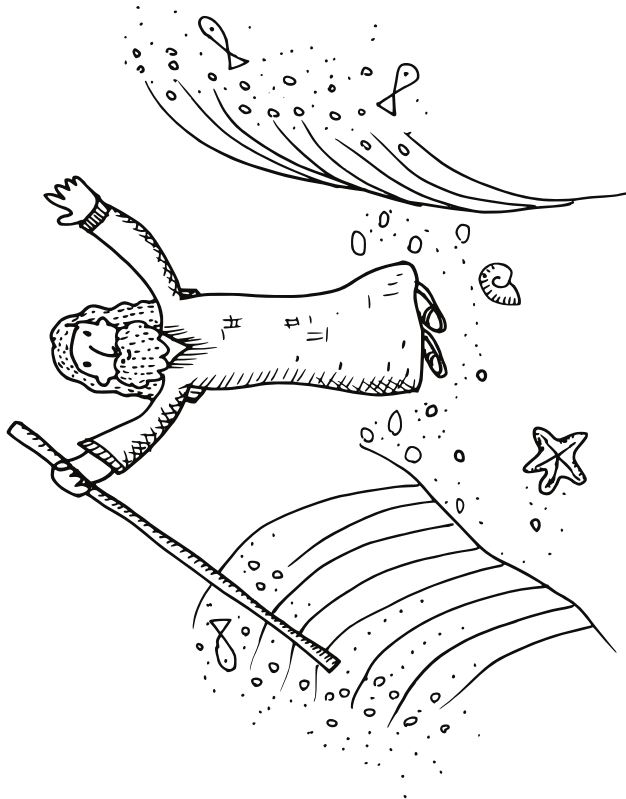

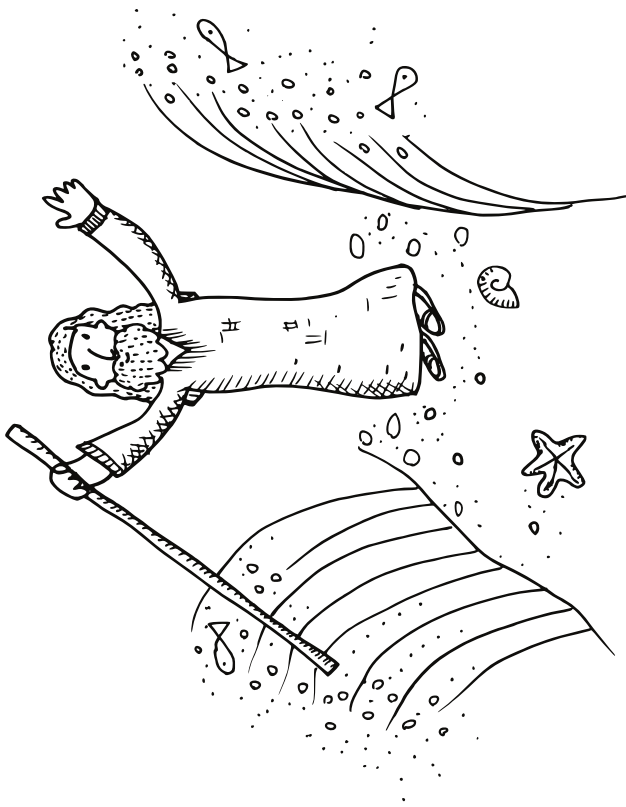
Living
Water.



John
7:37b-38



ONE WAY



WHO?

Read Exodus 12:31-42, 13:17-14:31.

Make a graffiti-style poster answering the question of who God is.

WHAT?

Look through Exodus 13:17-14:31 and draw a mural-style picture of the people crossing the sea. Add in as many details from the text as possible.

WHERE?

Take a blank map. Read Exodus 12:31-42 & 13:17-14:31 and follow the path of God's people, drawing where they walked, where they camped and other details.

WHEN?

Make a timeline of the Exodus using the whole passage - Exodus 12:31-42 & 13:17-14:31.



John 7:37-38

HARD HEART

Joshua 11:20

Exodus 7:3

Exodus 14:8

HARD HEART

Isaiah 63:17

Exodus 4:21

Exodus 14:4

HARD HEART

Ephesians 4:18

Exodus 8:15

Exodus 10:1

HARD HEART

Hebrews 3:8

Exodus 9:12

Exodus 8:32

SONG OF PRAISE

(to the tune of "Twinkle, Twinkle, Little Star")

I will sing to the Lord,
for He is _____
(3 syllables)

He is _____
and He is _____
And I will sing to the Lord.

SONG OF PRAISE

(to the tune of "Twinkle, Twinkle, Little Star")

I will sing to the Lord,
for He is _____
(3 syllables)

He is _____
and He is _____
And I will sing to the Lord.



DIP IN THE WATER

Theme: Splash

Memory Verse: Jesus stood up and cried out, “If anyone thirsts, let him come to me and drink. Whoever believes in me, as the Scripture has said, ‘Out of his heart will flow rivers of living water.’” John 7:37b-38

Challenge Verse: “I have stored up your word in my heart, that I might not sin against you.” Psalm 119:11

Bible Story: Naaman is healed from leprosy- 2 Kings 5

The Point: God is the healer of hearts

Introduction – Giving and Taking Orders (5-8 minutes)

WHAT YOU NEED: no materials needed

Come into your small group with the attitude of a drill sergeant. Start commanding your group around. Give weird orders to your group, like commanding them to untie and tie someone’s shoes, or sing random songs like *I’m a Little Teapot*. If kids start to question your orders, simply tell them that you’re in charge and they have to follow your orders. If time allows, you may want to allow one or two of the kids in your group to take over as the drill sergeant.

SAY: “You guys did a great job taking orders, even though some of them were a little weird and unusual. Let’s go to large group and see what the weird orders I gave you guys have to do with today’s Bible story.”

Take your group to Large Group Time.

Large Group (25-35 minutes)

Welcome & Run Some Drills

(If you have any military men in your church, ask one of them to come in wearing their uniform and lead all the kids through some drills. If not, use the following script for inspiration and ad lib your own ideas.)

“Attention. Everyone on your feet. Now, forward march. Right, Left, Right, Halt. About face. Forward march. Halt. About Face. At ease soldiers. Silent. Drop and open your Bibles. Let’s find and read the following verses. Psalm 9:7, Psalm 93:1, Psalm 96:10.”

Worship Time

“In today’s story we’re going to see a very powerful soldier who thinks he’s in control. What he quickly learns is that God is ultimately the one in control. When we talk about God being in control, there is a big word we sometimes use. We say that God is Sovereign, because he reigns (or rules) over everything. Let’s stand up and sing a song that reminds us of God’s sovereignty.”

Awesome God

“Unfortunately, we have all said to God that we want to be in control of our lives instead of letting Him be in control. What’s the 3-letter word that we use to describe going our own way? Right, sin. The Bible tells us that we are all sinners and as such we all need a mighty Savior to rescue us. Thankfully the Bible is one big story about God and how He rescued His people when Jesus died on the cross paying the price for our sin. Let’s sing a song that reminds us of our mighty Savior.”

Mighty Mighty Savior

Study God’s Word

Our story this morning is from the Old Testament and we can read this story in **2 Kings 5**. This may not be a story that you’re really familiar with, but in this story we’ll hear about the miraculous way that God healed someone. And we’ll be reminded of an even more miraculous healing; the way God heals the hearts of His children.

Listen as I tell you about a man named Naaman.

Naaman was a commander of the army of the king of Syria. He was a great man and the king highly respected him because God had used him to give victory to Syria. What an interesting start to the story. It sounds more like a war story than a healing story.

Naaman was a great commander, but his life wasn’t perfect. Naaman had leprosy. Leprosy is a very contagious skin disease and usually it forced people to stay far away from other people, so they didn’t get it too.

Naaman's wife had a servant girl. We don't know how old she was, or really much about her. All the Bible tells us is that the Syrian army (the army Naaman was a commander of) had taken her from Israel to be a servant. This girl was one of God's people.

One day, this servant girl told Naaman's wife that there was a prophet of God in Samaria who could cure Naaman of his leprosy. I'm sure, as his wife, she wanted her husband to be better, so she told Naaman. And Naaman wanted to be healed, so he went to the king and said, "The servant girl from Israel told me about a prophet who can heal me."

The king obviously also wanted Naaman to be healed, so he told Naaman to go. The king also sent a letter to the king of Israel which said:

"When this letter reaches you, know that I have sent to you Naaman my servant, that you may cure him of his leprosy."

But the king of Israel read the letter and thought the king of Syria was making fun of him. He said, "Am I God, to kill and to make alive, that this man sends word to me to cure a man of his leprosy?"

But Elisha, the prophet that the servant girl had spoken about, heard that the king of Israel was upset, and he sent a message to the king, saying, *"Why have you torn your clothes? Let him come now to me, that he may know that there is a prophet in Israel."*

So Naaman went to Elisha's house and waited outside. Remember, Naaman had leprosy, so he had to keep his distance from people. Naaman was expecting the prophet to come out to him.

But, instead, Elisha sent a messenger to him, that said, *"Go and wash in the Jordan seven times, and your flesh shall be restored, and you shall be clean."*

Let's stop and think about this for a minute. Naaman has been sick with a horrible disease for a long time and Elisha is offering him a way to be better. How do you think Naaman should react? (pause for answers). I know I would be excited and likely be willing to try anything.

But Naaman was angry. In fact, the Bible says that he was in a rage. He was really, really angry.

He left Elisha's home and said, "I thought that he would come out to me and call upon the name of the LORD his God and wave his hand over the place and cure my leprosy. We have great rivers in Syria. They're better than the rivers in Israel. Couldn't I just wash in them?"

Naaman really wanted to just leave angry. He didn't think this way of healing him made any sense at all. But thankfully, Naaman's servants convinced him to change his mind. The servants said, *"It is a great word the prophet has spoken to you; will you not do it? Has he actually said to you, 'Wash, and be clean'?"*

So, Naaman went down and dipped himself seven times in the Jordan River, just like Elisha had said. And he was healed of his leprosy. His skin became soft and smooth again and the disease was gone. Naaman was clean again

Was Naaman healed because the water was special? No.

Was Naaman healed because there's something special about dipping 7 times. No.

Naaman was healed because he believed by faith and he obeyed God's word.

The amazing truth that we're going to talk about in our small groups today is that just like Naaman, we are all unclean. Our sin has separated us from God, and we can't do anything to make ourselves clean. Dipping in water 7 times won't help. But following God by faith will. You see, God promised all the way in the beginning of the Bible that He would rescue His people and bring them back into His presence. And God did just that. Jesus came to earth, lived a perfect sinless life and then died on the cross in our place. We can never make ourselves clean enough to approach God, but by trusting in Jesus, we are made clean and whole again.

When we go to our small groups in a few minutes, we're going to have a chance to talk more about what it means that God cleanses His people from our sin. But, before we go, let's sing a song that reminds us of the only one who can make us clean.... the One who came to earth and died to forgive all of God's people.

Jesus Came to Save Sinners

Let's pray.

Pray

"Dear God. We praise you because you are the Great Healer. Thank You that You alone are the One who not only can and does heal our bodies, but more importantly You're the Only One who can heal our hearts. Help as we go to our small groups to learn more about what it means to have our hearts healed by You because of what Jesus did when He died on the cross. In Jesus name we pray. Amen."

Dismiss kids to small groups.



DIP IN THE WATER

Small Group (30 - 40 minutes)

Younger group – ages 5-8

Before the Session:

- **Listen and Act Out** - Paper to make nametags, tape, random props brought from home (whatever you can think of that would fit with this story.....a uniform, blue fabric for water, stickers to represent leprosy, etc.)
- **Healer of Hearts** – 1 Bible
- **My Heart** - one blank heart shape per kid, markers or pencils
- **Dip in the Water** - a small basin/ large bowl of water, 10 zip-loc bags (with one of the verse words inside each one), a set of verse cards, a towel and Bibles

1. Listen and Act Out (Review)

WHAT YOU NEED: Paper to make nametags, tape, random props brought from home (whatever you can think of that would fit with this story - a uniform, blue fabric for water, stickers to represent leprosy, etc.)

As kids come back from large group, be prepared to read the text of today's story (**2 Kings 5:1-16**). Give kids a few minutes to tell you what they heard in large group. Remind them that we always look back at the Bible after large group to make sure that what the Bible says matches what we heard since the Bible is God's Word and it's always true.

Explain to the students in your group that in a few minutes they're going to act out today's story. Have them help you make nametags for the different people who are in the story and figure out what some of the props can be. Assign various kids to play the parts (Naaman, his wife, the king, the servant girl, Naaman's servants, Elisha, the king of Israel) in the story and make up parts (extra servants) for those who don't have assignments straight from the story.

Read (from the text) or tell the story in your own words while kids act it out. You may need to prompt some of the kids to do their parts. After going through the story, talk about what Naaman learned in today's story. Focus on how he humbled himself and learned to trust God as the Great Healer.

SAY: “You guys did a great job of acting out the story, I almost felt like I was there watching it happen. I hope that while listening to the story and acting it out that you learned that **[THE POINT] God is the healer of hearts** like Naaman did in the story.”

[HEART TO HEART] *Talk briefly about what it means that God is the healer of hearts. Talk with them about how sin in our lives is like having a cold, dead heart and how God promises to give us a new heart when we have a relationship with Him through Jesus. If you have readers in the group, have one of them read Ezekiel 36:26 and talk about how a stone heart is dead and cold (like our hearts when they are full of sin) and it can't obey God, but a flesh heart is alive. Tell kids that when God calls someone to be His child, He makes them alive by changing their heart so they can love Him.*

2. Healer of Hearts (Scripture Search)

WHAT YOU NEED: one Bible

Have the kids in your group sit in a circle on the floor. Before beginning the game talk about the fact that just like God healed Naaman's body that when Jesus came, He healed people's bodies and their hearts.

Choose one kid to be IT and have them stand outside the circle. IT will walk around the circle tapping other kids on the head (*Duck, Duck, Goose style*) and saying, “healer of...” on each person. Then, IT will choose one person by tapping them on the head and saying, “hearts.” That kid will chase IT around the circle and back to the empty seat. The first kid back will read one of the following verses about people's hearts - Jeremiah 17:9, Jeremiah 31:33, Ezekiel 11:19, Deuteronomy 6:5, Psalm 119:11 & Ephesians 3:16-17.

After each verse has been read, discuss what it says about the heart. Help kids to see that on our own, our hearts don't love God or follow Him (in fact we can't love God on our own), but that God can heal our hearts and change them so that we can love Him with our whole hearts and follow Him.

****If you have mainly non-readers, you may want to use this just for Bible practice and help the kids find the verse while you read it out to the group, or you can even put bookmarks in your Bible and highlight the verse, so the kids can find it and then hand the Bible to you to read.*

SAY: “The Bible tells us that because of sin all of our hearts need to be healed even more than Naaman's body needed to be healed. Thankfully, **[THE POINT] God is the healer of hearts** and because of what Jesus did when He died on the cross our hearts can be made new.”

3. My Heart (Prayer)

WHAT YOU NEED: one blank heart shape per kid, markers or pencils

Give each kid one of the blank hearts. Encourage them to think about the verses they just read (or heard) about our hearts and what our hearts are like and how God wants us to love and worship Him with our whole hearts. Encourage kids to draw something in the heart to remind them that without God our hearts are sinful and selfish, but that through Jesus we can have a new heart.

After kids have had a few minutes to work on their drawings, give them the opportunity to share their hearts with the rest of the group, and then lead your group in a time of prayer. Pray that the kids in your group would see the sin in their hearts and their need for their hearts to be healed. Pray that God would change their hearts, draw them to Himself and teach them to love and worship Him with their whole heart.

4. Dip in the River (Memory Verse)

WHAT YOU NEED: a small basin/ large bowl of water, 10 zip-loc bags (with one of the verse words inside each one), a set of verse cards, a towel and Bibles

Before class, put the verse cards in the zip-loc bags, place the bags in the basin of water and place the basin on the towel. If you choose to do this as a relay with other small groups, line up all the towels and basins at one end of the room and have the small groups line up at the other side of the room. You could also divide your group into 2 or 3 teams and prepare the materials for each group.

Explain to the kids that they're going to work on learning this week's challenge verse (Psalm 119:11) which talks about the heart.

One at a time, kids will go to the basin, pull a bag out of the water, take the card out of the bag, leave the bag on the towel and bring the verse word card back to their small group. Then the next child will go and do the same thing. Once all 10 words have been collected, kids should race to put the verse in order.

Once everyone has the verse in order, have them say it together.

SAY: "In our story today we saw Naaman dip in the water to be healed of leprosy. We just dipped into the water to remind ourselves of something important. This verse reminds us that God's Word can help keep us from sin and reminds us of the importance of reading and studying and even memorizing the Bible. We've heard this morning that without God in our lives, our hearts are dead and empty, but **[THE POINT]** *God is the healer of hearts.* This verse reminds us that knowing God's Word is a great way to protect our hearts from sin."

Conclude the session with a review and prayer.



DIP IN THE WATER

Small Group (30 - 40 minutes)

Older group – ages 8-12

Before the Session:

- **Balloon Pop Match** – per group - 12 balloons (a different color for each group if you do this with multiple groups), one set of review questions and one set of review answer cards, tape, Bibles
- **Change My Heart** - a pack of heart stickers (4-5 per kid), Bibles
- **My Heart** – one blank heart shape per kid, markers or pencils
- **Dip in the River** - a small basin/ large bowl of water, 10 zip-loc bags (with one of the verse words inside each one), a set of verse cards, a towel, and Bibles

1. Balloon Pop Match (Review)

WHAT YOU NEED: per group - 12 balloons (a different color for each group if you do this with multiple groups), one set of review questions and one set of review answer cards, tape, Bibles

As kids come back from large group, be prepared to read the text of today's story (**2 Kings 5:1-16**). Give kids a few minutes to tell you what they heard in large group. Remind them that we always look back at the Bible after large group to make sure that what the Bible says matches what we heard since the Bible is God's Word and it's always true.

At the start of the activity (or one leader can do it during/ before large group), blow up the balloons and place a review question card in each balloon. Tape the answer cards on the wall in your group area.

One at a time, kids will run to the balloons, choose one, pop it and read the question, then run back to the answers and tape the question on the correct answer. Just to make it more of a challenge there are few more answers than questions. If a kid gets stuck on their question, they can look it up in the Bible (2 Kings 5). Play continues until all of the balloons have been popped and all of the answers have been matched with their corresponding question.

**** If you don't want to pop balloons, an alternative would be to tape the question cards on the wall and tape answers on the back of the kids in the group. They have to figure out which question they answer (what's on their back) by asking yes/ no questions of other kids in the group.*

SAY: “You guys were definitely listening in large group and as we read the text this morning, but I wonder if you’ve really gotten the point that it took Naaman so long to figure out. Have you figured out that **[THE POINT] God is the Healer of hearts**, or are you still trying to do things your own way? Naaman thought he was too good to talk to a servant and too good to dip in the river, but God used this situation in Naaman’s life to teach him that there is nothing he can do to be good in God’s eyes and humble Him to the point of trusting God as the Healer of his body and the healer of his heart.”

[HEART TO HEART] Read and discuss Titus 3:4-6 & Ephesians 2:8-9. Talk about what these verses say about how people are saved and the fact that we can only be made righteous through Jesus.

2. Change My Heart (Scripture Search)

WHAT YOU NEED: a pack of heart stickers (4-5 per kid), Bibles

Explain to the kids that you’re going to play a little game to help us remember that there is nothing we can do on our own to heal our own hearts, but that we all need Jesus to heal our hearts and rescue us from sin.

Give each kid the same number of heart stickers (4 or 5). Have them put their stickers on their left (or non-dominant hand). The goal of the game is to be the person at the end of the game with the least number of stickers on their hands as possible, but they can’t take stickers off their own hands. They need to mingle around the room and say to each other “God is the healer of hearts.” As they walk around the room, they can take heart stickers off one kid and stick them to another kid, but they can never take the stickers off their own hands. After a few minutes of chaos, bring the group back together and see if anyone managed to get rid of all of their stickers and who ended up with the most.

Have kids look up, read and discuss the following verses about people’s hearts... Jeremiah 17:9, Jeremiah 31:33, Ezekiel 11:19, Deuteronomy 6:5, Psalm 119:11 & Ephesians 3:16-17.

After each verse has been read, discuss what it says about the heart. Help kids to see that on our own our hearts don’t love God or follow Him, but that God can heal our hearts and change them so that we can love Him with our whole hearts and follow Him.

SAY: “As we saw in the game, no matter how badly we wanted to get rid of the hearts on our hands there was nothing we could do on our own, we needed someone to take the stickers off of us. The same is true in our lives, there is nothing we can do to heal our hearts, but thankfully **[THE POINT] God is the healer of hearts.**”

[HEART TO HEART] Talk briefly about what it means that God is the healer of hearts. Talk with them about how sin in our lives is like having a cold, dead heart and how God promises to give us a new heart when we have a relationship with Him through Jesus. Have someone read Ezekiel 36:26 and talk about how a stone heart is dead and cold (like our hearts when they are full of sin) and it can’t obey God, but a flesh heart is alive. Tell kids that when God calls someone to be His child, He makes them alive by changing their heart so they can love Him.

3. My Heart (Prayer)

WHAT YOU NEED: one blank heart shape per kid, markers or pencils

Give each kid one of the blank hearts. Encourage them to think about the verses they just read about our hearts and what our hearts are like and how God wants us to love and worship Him with our whole hearts. Encourage kids to draw something in the heart to remind them that without God our hearts are sinful and selfish, but that through Jesus we can have a new heart, or to write a prayer praising God as the Healer of Hearts and asking Him to change their hearts to follow Him.

After kids have had a few minutes to work on their drawings, give them the opportunity to share their hearts with the rest of the group, and then lead your group in a time of prayer. Pray that the kids in your group would see the sin in their hearts and their need for their hearts to be healed. Pray that God would change their hearts, draw them to Himself and teach them to love and worship Him with their whole heart.

4. Dip in the River (Memory Verse)

WHAT YOU NEED: a small basin/ large bowl of water, 10 zip-loc bags (with one of the verse words inside each one), a set of verse cards, a towel, and Bibles

Before class, put the verse cards in the zip-loc bags, place the bags in the basin of water and place the basin on the towel. If you choose to do this as a relay with multiple groups, line up all the towels and basins at one end of the room and have the groups line up at the other side of the room.

Explain to the kids that they're going to work on learning this week's challenge verse (**Psalm 119:11**) which talks about the heart.

Either way you do this activity, one at a time, kids will go to the basin, pull a bag out of the water, take the cards out of the bag, leave the bag on the towel and bring the verse word card back to their small group. Then the next child will go and do the same thing. Once all 10 words have been collected, kids should race to put the verse in order.

Once the verse is in order, have them say it together.

SAY: "In our story today we saw Naaman dip in the water to be healed of leprosy. We just dipped into the water to remind ourselves of something important. This verse reminds us that God's Word can help keep us from sin and reminds us of the importance of reading and studying and even memorizing the Bible. We've heard this morning that without God in our lives, our hearts are dead and empty, but **[THE POINT] God is the healer of hearts.** This verse reminds us that knowing God's Word is a great way to protect our hearts from sin."

Conclude the session with a review and prayer.



DIP IN THE WATER

Take Home Page

Memory Verse: Jesus stood up and cried out, “If anyone thirsts, let him come to me and drink. Whoever believes in me, as the Scripture has said, ‘Out of his heart will flow rivers of living water.’” John 7:37b-38

Challenge Verse: “I have stored up your word in my heart, that I might not sin against you.” Psalm 119:11

2 Kings 5 reminds us that God is the Healer of Hearts.

Day 1- Read 2 Kings 5

After reading 2 Kings 5, work together as a family to act out the story of God healing Naaman. Talk about how even though we may not have leprosy, we all still need to be healed by God - we need new hearts and need our sin to be forgiven. Talk about how just like Naaman had to trust God and dip in the water, we need to trust God and believe that Jesus is the only way to be saved.

Day 2 – Read Psalm 119:1-11

Psalm 119 is the longest chapter in the Bible and it’s all about the importance of God’s Word. Our challenge verse this week (Psalm 119:11) encourages us to hide God’s word in our hearts--memorize it and know it. Why should we do this? Come up with a Bible memorization plan as a family.

Day 3 – Read Matthew 4:1-11

Work together as a family to memorize this question and answer.

Q - For whom did Jesus obey the law and suffer the wrath & curse of God?

A - For those whom the Father had given Him.

Read and discuss how John 17:23-25 teaches us the truth of this question and answer.

Day 4 – Read Ezekiel 36:26-27

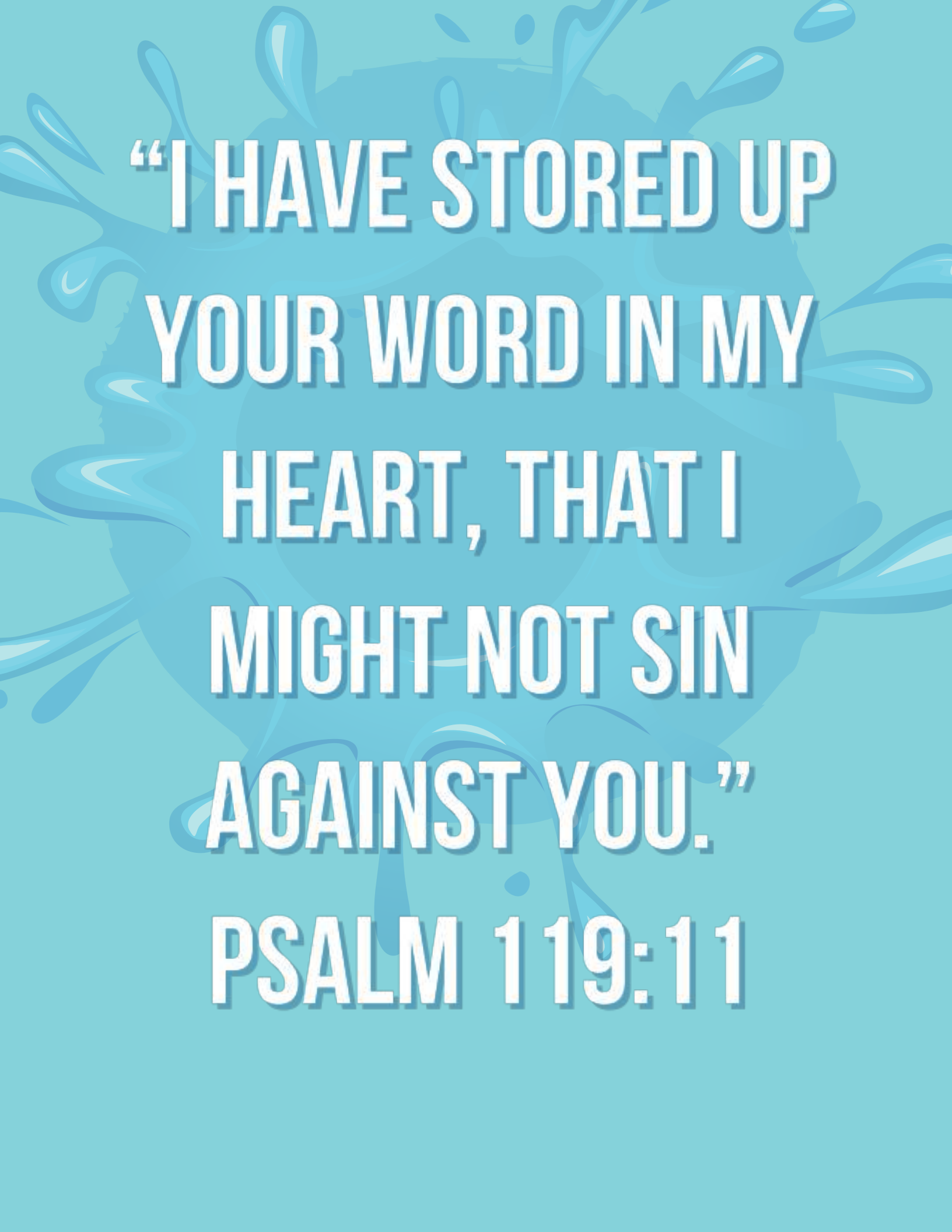
We all need to be healed. We all need new hearts. How do these verses describe our hearts without God? Find a stone and draw a heart on it as a reminder of this verse. Take some time as a family to thank God for the work He does in the hearts of His children and pray for people who do not know God yet, that He would give them new hearts and they would turn to Him.

Day 5 – Read Matthew 22:34-40

According to these verses, what should followers of Jesus do with their hearts? Can we love God like this on our own?




DIP IN THE WATER



**“I HAVE STORED UP
YOUR WORD IN MY
HEART, THAT I
MIGHT NOT SIN
AGAINST YOU.”**

PSALM 119:11



I have

stored up

Your
Word

in my
heart,

that I

might not

sin

against

you.

Psalms
119:11

What disease did Namaan have?

Who did Elisha send to talk to Namaan?

Who knew that God could heal Namaan?

What did the servant tell Namaan to do?

Why was the girl a slave?

What did Namaan think of Elisha's method of healing?

Who did the girl want to send Namaan to?

What did God heal as well as Namaan's leprosy?

Where did Namaan go instead?

What happened when Namaan washed in the river?

Who did the king say was the only one who could heal?

How did God heal the hearts of all of his people?

leprosy

One of his servants

a little slave girl

wash in the river

Namaan had her family
killed and took her

that he was too
good for it

Elisha

his pride

the palace

his skin became
smooth

God

Jesus' death on the
cross in our place

Elijah

go to a lake



TOSSED IN THE WATER

Theme: Splash

Memory Verse: Jesus stood up and cried out, “If anyone thirsts, let him come to me and drink. Whoever believes in me, as the Scripture has said, ‘Out of his heart will flow rivers of living water.’” John 7:37b-38

Challenge Verse: “Where shall I go from your Spirit? Or where shall I flee from your presence?”
Psalm 139:7

Bible Story/ Text: Jonah Preaches in Nineveh - Jonah

The Point: Jesus is the Word of God

Introduction – Secret Message (5-8 minutes)

WHAT YOU NEED: no materials needed

Have the kids sit in a circle with you in the circle with them. Whisper a secret message into one child’s ear and have them whisper to the next child until the secret message makes its way all the way around the circle. When the message gets back to you, tell the group what you heard to see if the message made it around correctly or not. If time allows, let several kids have a chance to start a message of their own.

SMALL GROUP LEADER: “God job passing the secret message around. *[Transition]* Let’s go to large group and listen carefully for a message that God doesn’t want us to keep secret.”

Take your group to Large Group Time.

Large Group (25-35 minutes)

Welcome – Play ‘Share the Message’

“Good morning!”

Have a small group of kids come up to the front and play a game of *telephone* by passing a special message down the row. Start with a few funny statements, then move onto “let’s get started” or this month’s memory verse or something about starting to worship God.

Worship Time

“This morning we’re going to be talking about how God sent someone to tell others a special message about who He is and His plan for rescuing His people from their sin. Let’s sing a song that reminds us what that message is.

Have You Heard?

The Good News is that Jesus came to earth, lived a perfect life and died as the perfect sacrifice for sin. Ever since the beginning of time, God had been promising a rescue to His people. God’s people needed to be saved and there was only rescuer who could do that. Let’s sing a song that reminds us that Jesus is the only rescuer.

Only Jesus

Study God’s Word

For this week’s story, have a signpost pointing to and away from Nineveh. The person reading the story should walk back and forth in front of the sign indicating the direction that God wanted Jonah to go and the direction that he ended up going.

One of the most popular stories in the Bible about water also involves a big fish. Can anyone guess what story I’m talking about? Right, Jonah.

Jonah was a prophet, which meant he was a messenger of God. God would give Jonah a message and Jonah would go and deliver that message. Well, that’s what he was supposed to do.

One day, God told Jonah that He had a job for Jonah to do. God said, “Go to Nineveh and tell the people there to repent and turn to me.”

Jonah’s response wasn’t great. Jonah knew about the people of Nineveh. Jonah knew they were enemies of God. So, Jonah said, “NO WAY! They are sinners!”

God said, ‘Yes, they are sinners. But I want to forgive them. I want them to come to me.’

But Jonah thought, ‘they don’t deserve it!’

So, Jonah decided instead of going to Nineveh, he would run away! Jonah thought he could run away from God and he thought this was a good plan. But Jonah had forgotten that God is everywhere.

Jonah found a ship sailing in the opposite direction of Nineveh and got on board.

It wasn't long before a HUGE storm started. A fierce wind blew, and the boat started to pitch and roll. The sailors started freaking out. They were scared that they would sink. So, they started throwing everything overboard- food, supplies, whatever they could find.

The sailors were also all crying out the gods they believed in and they asked Jonah to pray to his God too. They were desperate.

By this point, Jonah knew that the storm was his fault. Jonah knew that God had sent this storm to stop him, so he said, "Throw me in instead, and the storm will stop!"

The sailors weren't sure this was a good idea, but Jonah convinced them it was the only way they could be saved.

So.... SPLASH! They threw Jonah into the water.

Immediately the wind died down, the waves got calm and the storm stopped. Jonah thought he was surely he was going to drown.

But God sent a big fish to rescue Him. The fish swallowed Jonah whole. Woah! What? A fish swallowed a man? Yep, that's what the Bible teaches us.

For the next three days, Jonah sat in the belly of that fish. It had to have been scary and confusing. And during this time, Jonah realized how wrong it was for him to try and run away from God. He was sorry for running away. Jonah prayed to God and asked God to forgive him.

And, after three days in the fish, the fish spat Jonah out onto a beach.

Again, God called to Jonah and said, "Go to Nineveh." And this time Jonah said "YES!" Jonah went to Nineveh and told everyone the good news of God and told them to repent and turn to God. He told the people that God would forgive them if they ran to Him.

And, amazingly, these people who were so far away from God did just that. The people of Nineveh listened to Jonah, and they repented of their sin.

Jonah is just one of the many people in the Bible who God used to take the message of His good news to people who didn't deserve it. In fact, the Bible says that none of us deserve to be saved.

And one day, many years after Jonah, another Messenger would be sent by God to call His people to repent. But this Messenger would perfectly obey God. This Messenger would be God Himself. He would come and call His people to follow. Some would repent and follow like the people in Nineveh and some would continue to run away like Jonah. And, just like Jonah spent three days in darkness in the fish, this

Messenger would spend three days in a tomb, separated from God in order to bring eternal life to His people. This Messenger to come was Jesus Himself.

That's the truth we celebrate every week. Jesus is God living with His people. He is Immanuel. He came to earth and called God's people back to Him. Before we go to our small groups, let's sing a song that reminds us why Jesus came to earth.

Jesus Came to Save Sinners

Pray

Let's pray.

"Heavenly Father, thank You for the good news that we heard this morning. Thank you that even though we are all lost in our sin that you loved Your people in Nineveh enough to send Jonah to tell them about You and to send people to tell us about you. And thank you that you loved your people all over the world enough to send Jesus to take our place on the cross. Thank you for sending Jesus to earth and thank you for the opportunity that we have to celebrate that truth throughout the whole year. In Jesus' name we pray, amen."

Dismiss kids to small groups.



TOSSED IN THE WATER

Small Group (30 - 40 minutes)

Younger group – ages 5-8

Before the Session:

- **Where's Jonah?** - one set of "Where's Jonah" cards (p 1 & 2 mixed up/ shuffled), Bibles
- **You Can't Hide from God** - one set of Psalm 139 pages (pages with fill in the blank verses), Bibles, colored pencils/ markers
- **Memory Verse Dot to Dot** - one dot-to-dot per kid, challenge verse poster, pencils & Bibles
- **Alone in the Fish** – no materials needed

1. Where's Jonah? (review)

WHAT YOU NEED: one set of "Where's Jonah" cards (p 1 & 2 mixed up/ shuffled), Bibles

As kids come back from large group, ask them to tell you what the first thing is they should do after hearing a story like this from the Bible. Hopefully at least one kid in the group will say that we should read it from the Bible. Our passage this morning is the entire book of Jonah, so you might want to focus in on **Jonah 1 & 3**.

After reading the text, explain that you're going to take some time to review the story of Jonah with them. Mix the cards up and place them in a pile on the floor face down. Have the kids remind you of the story they heard in large group and what it was all about. Get kids to retell the story in their own words and fill in any gaps in the story.

[HEART TO HEART] *Take a few minutes to really focus on what the message (repent from sin and turn to God) was that Jonah was sent to Nineveh to tell. Remind the kids that in the story Jonah ran away from God and tried to hide from God.*

Explain that Jonah is hiding in the pile of cards along with cards describing part of the story today. Explain that one at a time kids will turn over a card. If a child turns over a Jonah card they have to stand up and tell the message that Jonah told the people of Nineveh (a simple gospel message- turn from sins and to God, Jesus died for you, Jesus saves, etc.). But if their card has part of the story, they have to read the card and hold onto it. Once all the cards have been turned over, they will put the story in order and retell the story focusing on the message that Jonah told the people of Nineveh.

SAY: “God sent Jonah to Nineveh to tell them the Word of God. God’s message for the people of Nineveh was to stop running away and instead run toward God. This was the message that God was always sending His people (read Hebrews 1:1-2). The final way that God sent this message to His people was through Jesus (read John 1:1-2). These verses remind us that **[THE POINT] Jesus is the Word of God.**”

[HEART TO HEART] *Share with the kids in your group about the first time someone told you the message of the Good News of what it means to turn away from sin and turn to Jesus. Remind kids that one of the reasons you come to teach them at church is to be one of the people to tell them God’s message. Share Jonah’s message of repentance one more time with your group. Make sure to emphasize the truth that all people (not just bad people out there in some other place) are sinners who need to repent of their sin and turn to Jesus for salvation.*

2. You Can’t Hide from God (Scripture Search)

WHAT YOU NEED: one set of Psalm 139 pages (pages with fill in the blank verses), Bibles, colored pencils/markers

Hand out the Psalm 139 pages and markers to the kids in your small group. Explain that Psalm 139 is a reminder that you can’t hide from God because He always knows where you are. Remind the kids in your group that God knew where Jonah was when he was in the ship, in the water and in the fish, and that it was all part of God’s plan for Jonah’s life. Remind them that the wording of the text in the story that tells us that not only did God know Jonah was in the fish, but God sent the fish to swallow Jonah and rescue Him.

Have kids look Psalm 139 up in the Bibles. Explain that you’re going to read the Psalm from your Bible and that they should read along on their pages and fill in blanks as you read (each page has part of a verse on it). Once you’ve read the whole passage and the kids have filled in the blanks on their pages, they should take time to illustrate their part of the verse. Help kids think of what to draw if they have a hard time coming up with ideas. Once kids have finished their drawings have them share them with the rest of the group and then read through the verse one more time as a reminder that you can’t hide from God.

***If you have non-readers, you can help them fill in the blanks and then give them time to draw. With really young groups, you may want to choose just one or two verses for the whole group to work on to make the filling in of blanks easier. Or you can write the words lightly for kids to trace.*

SAY: “Jonah disobeyed God, ran away and tried to hide from God. But God had other plans for Him. God wanted Jonah to tell people His good news and encourage people to run to God instead of away from God. We have the same choice as Jonah every day...we can either be bold and tell people about Jesus and how **[THE POINT] Jesus is the Word of God** or we can try to hide from the good news we’ve heard. This Psalm we just read reminds us that wherever we are God is there.

3. Memory Verse Dot-to-Dot (Memory Verse)

WHAT YOU NEED: one dot-to-dot per kid, challenge verse poster, pencils & Bibles

Ask if any of the kids in your group have memorized our memory verse yet. If so, have the kids quote the verse for you. Remind the kids that the main verse reminds of Jesus being the living water and how salvation is through Jesus alone.

Then, hand out the memory verse dot-to-dot pages and pencils and explain that we're going to work on our challenge verse for the week. Show kids the challenge verse poster and explain that you want them to draw lines to put the words in order to reveal the shape of the fish who swallowed Jonah. As kids reveal the fish remind them that God sent the fish to rescue Jonah and teach Jonah to turn back to God. Have kids draw Jonah in the middle of the fish praying and asking God to forgive him.

SAY: "Our verse this week tells us that we can't hide from God and that He is everywhere. When we think about God using a fish to swallow Jonah and God being with Jonah in the boat and the fish, we should be amazed at how much God loves his people and wants them to hear the good news of Jesus. **[HEART TO HEART] Jesus is the Rescuer, and He is the One came to rescue God's people from sin and death.** In our story today we saw that God wanted Jonah to be part of the mission of bringing people back into a relationship with Him, but Jonah didn't want to, and God went to great lengths to make sure Jonah obeyed Him. God was going to get His Good News to Nineveh even if He had to use a fish as part of His plan. Years later, God would go to even greater lengths to get His Good News to His people. This time He wouldn't send a fish to rescue one man, but He would send His One and Only Son to rescue all of His people. He would send His own Word to the world. **[THE POINT] Jesus is the Word of God** who came with the best news anyone has ever heard. No matter how far away from God you've gone, no matter how much you've messed up, God still loves you and will forgive you if you turn away from your sin, turn to God and believe that Jesus died for your sins."

4. Alone in the Fish (Prayer)

WHAT YOU NEED: no materials needed

Remind the kids in your group that Jonah had a lot of time to think and pray during those three days that he was alone in the fish. Remind them that God used that time to turn Jonah's heart back to God and teach Jonah to follow Him and obey Him completely. Explain that whenever you pray you can be alone with God even if you are in a big crowd. Ask the kids to all close their eyes (*younger groups may need to put their heads in their laps to focus*) and spend 30 seconds alone with God. Encourage them to **praise** God (tell Him things that are great about Him), **thank** God (thank Him for the things He has given them) and **confess** (tell Him the things that you know you've done that are wrong). You might need to guide them step by step through this process giving them prompts along the way. Then, pray for the kids in your group (by name if time allows) that they would turn away from their sin and turn to God just like the people in Nineveh did.

[HEART TO HEART] Share an age-appropriate personal confession story with the kids. Maybe about a time when you got alone with God and confessed a lie or anger or jealousy (something the kids can understand). Help the kids to see that Christians repent once and turn to Jesus to save them and rescue them, and that Christians continue to repent every day as they see sin continuing in their lives.

Conclude the session with a review and prayer.

If you have extra time:

- **Find Jonah**- hide something small in the room while one kid has their eyes closed. Then that one kid has to find it while you say warm/ hot/ cold to give them clues. Remind them that God didn't need clues to know where Jonah was because you can never run away from God.
- **Make Good News Scrolls**- have kids write or draw the message that Jonah gave to the people of Nineveh on a piece of paper and roll it up like a scroll.



TOSSSED IN THE WATER

Small Group (30 - 40 minutes)

Older group – ages 8-12

Before the Session:

- **Jonah's Message** - ½ piece of paper (cut vertically) per kid, 2 straws each, tape, markers, ribbons or rubber bands, Bibles
- **You Can't Hide from God** - one set of Psalm 139 pages, Bibles, colored pencils/ markers/ crayons
- **Wherever I Go Prayer** – verse pages from previous activity, Bibles
- **Hide the Verse** – Bibles, challenge verse page, a small item (like a coin)

1. Jonah's Message (Review & Scripture Search)

WHAT YOU NEED: ½ piece of paper (cut vertically) per kid, 2 straws each, tape, markers, ribbons or rubber bands, Bibles

As kids come back from large group, ask them to tell you what the first thing is they should do after hearing a story like this from the Bible. Hopefully at least one kid in the group will say that we should read it from the Bible. Our passage this morning is the entire book of Jonah, so you might want to focus in on **Jonah 1 & 3**.

Get started by having the kids in your group divide into 2 groups. One group should be the Ninevites and the other group should be Jonah and the other sailors on the boat. Have the kids work together to act out the story while Jonah (with your help) tells the story from His point of view.

Once you've retold and acted out the story, have one of the kids in your group read **Hebrews 1:1**. Ask kids to name some of the prophets through whom God used to speak in the past. They should name Jonah, Isaiah, Jeremiah, etc. Help the kids to see that today's story was about God sending a prophet (Jonah) to give His message to the people of Nineveh. Remind them that many of the messages that prophets spoke to the people in the Old Testament were written down so that they could be read to the people over and over as a reminder. Today we can read these messages as books of the Old Testament. Explain to the kids in your small group that you're going to make God's message scrolls that they can have to read over and over as a reminder of what's God's message of salvation is.

Hand out the strips of paper and talk through what the kids could put in their good news messages. **[HEART TO HEART]** Suggest verses that they could write as part of their message and have kids in the group look the verses up and read them to the rest of the group. Some verses to consider are... **Acts 17:24-27, John 3:16, John 14:6, John 1:14, Romans 3:23, Romans 6:23, Luke 9:23, Ephesians 2:8** etc.

Give kids time to write their messages, and then help them tape the straws on either end, roll the scroll up and secure it with the ribbon or rubber bands. One at a time have kids stand up and read their message to the group like Jonah would have given his message to the people of Nineveh.

SAY: “The message that Jonah gave to the people of Nineveh was a message of repentance and it was the best news they had ever heard. Jonah gave this message years before Jesus came to earth, but Jesus was the message he was giving them that day because **[THE POINT] *Jesus is the Word of God.*** (have one of the kids read John 1:1-2)”

[HEART TO HEART] *Tell the kids about the first time you remember someone telling you the Good News of Jesus. Encourage them to take their scrolls home to share the good news with someone in their family or a friend of theirs today. Make sure to be clear with them that the good news of Jesus coming to earth starts with the bad news that we are all sinners who are separated from God and there is nothing we can do on our own to get back to Him.*

2. You Can't Hide from God (Scripture Search)

WHAT YOU NEED: one set of Psalm 139 pages, Bibles, colored pencils/ markers/ crayons

Hand out the Psalm 139 pages and markers to the kids in your small group. Explain that Psalm 139 is a reminder that you can't hide from God because He always knows where you are. Remind the kids in your group that God knew where Jonah was when he was in the ship, in the water & in the fish and that it was all part of God's plan for Jonah's life.

Talk briefly about God's sovereignty in all situations and how not only did God know where Jonah was, but God put Jonah in those places. God sent the fish to swallow Jonah. Have kids look Psalm 139 up in the Bibles and write the verse that's on their page on the top of the page. Then, read the psalm together as a group (each kid reading off their own page (you should read from any extra pages and the missing verses between 1 & 17). Once you've read the whole passage and talked about it briefly, kids should take time to illustrate their part of the verse. Help kids think of what to draw if they have a hard time coming up with ideas.

Once kids have finished their drawings have them share them with the rest of the group and then read through the psalm one more time as a reminder that you can't hide from God.

SAY: “Jonah disobeyed God and ran away and tried to hide from God, but God had other plans for Him. God wanted Jonah to tell people His good news and encourage people to run to God instead of away from God. We have the same choice as Jonah every day. We can either be bold and tell people about Jesus and how **[THE POINT] *Jesus is the Word of God*** or we can try to hide from the good news we've heard. This Psalm we just read reminds us that wherever we are God is always there so it should encourage us to be brave and bold when we talk to people about Jesus.”

3. Wherever I Go (Prayer)

WHAT YOU NEED: verse pages from previous activity, Bibles

Have kids put their verse pages in front of them and sit in a circle. Explain that just like David wrote Psalm 139 as a prayer acknowledging that God is everywhere and that you can't hide from Him, that you're going to use the psalm to fuel your prayer time this morning. Let kids know that you're going to go around the circle and say sentence prayers praising God for something you see in your part of the Psalm. For example, "God I praise you because you know everything."

Give kids time to look through the Psalm and decide what they're going to say and then start praying.

[HEART TO HEART] *The Bible teaches us who God is and teaches us how we should respond to Him. Praying His Word back to Him is a great idea for prayer because it reminds us of who God is and how He is holy and set apart from us in every way.*

4. Find the Verse (Memory Verse)

WHAT YOU NEED: Bibles, challenge verse page, a small item (like a coin)

Explain that you're going to take some time to work on the challenge verse for the week as a reminder that Jonah tried to hide from God and there is nowhere we can go to hide from God. Have one of the kids in the group read Psalm 139:7. Have a few kids share about times they have hidden from someone or something, or why they think someone may want to hide from God. Think back to Adam and Eve in Genesis 3 trying to hide from God after they sinned.

Then read/ quote the verse together a couple of times.

"Where shall I go from your Spirit? Or where shall I flee from your presence?" Psalm 139:7

Send one child away from the group while you hide a small item in the group). Call the student back to find the item. Allow several kids and chance to play. Then talk about how we had to look to find the item. Ask, 'Did God know where our item was?' Talk about how God is everywhere and knows everything and is in control of everything.

SAY: "Our verse this week reminds us that it's impossible to hide from God. That should bring us great comfort in bad times. As we think back over the story of Jonah, we need to remember that we can't run away from God and His plan. God is in control of everything."

Conclude the session with a review and prayer.



TOSSSED IN THE WATER

Take Home Page

Memory Verse: Jesus stood up and cried out, "If anyone thirsts, let him come to me and drink. Whoever believes in me, as the Scripture has said, 'Out of his heart will flow rivers of living water.'" John 7:37b-38

Challenge Verse: "Where shall I go from your Spirit? Or where shall I flee from your presence?"
Psalm 139:7

The book of Jonah teaches us that Jesus is the Word of God.

Day 1- Read Jonah 1

Memorize this question and answer together as a family

Q - Where is God?

A - God is everywhere.

Read and discuss - Psalm 139:1-12, Jeremiah 23:23-24, Acts 17:27-28 - in light of this question

Day 2 – Read Jonah 2

To help you remember the challenge verse for the week (Psalm 139:7), write the verse on several slips of paper and hide them around the house. Play a game as a family where you have to seek out the hidden papers, find them, say the verse and then hide them somewhere else.

Day 3 – Read Jonah 3

Talk through the story of Jonah as a family. Talk about how Jonah disobeyed God, but no matter what Jonah tried that God had a plan for getting His Word out. Talk about the message that Jonah was sent to proclaim - that the people should repent of their sin and turn to Jesus. Talk about how this is the same message that we should be telling people today.

Day 4 – Read John 1:1-18

The big truth we see in the story of Jonah, is the reminder that another messenger was going to come. Like Jonah, this Messenger would spend three days cut off from the world. This Messenger wouldn't just bring the good news, but He Himself would be the good news. Based on the verses you just read, who is this Messenger?

Day 5 – Read Hebrews 1:1-3 & 8-9

What are some of the ways that God spoke to His people in the past and how does He speak to His people now?



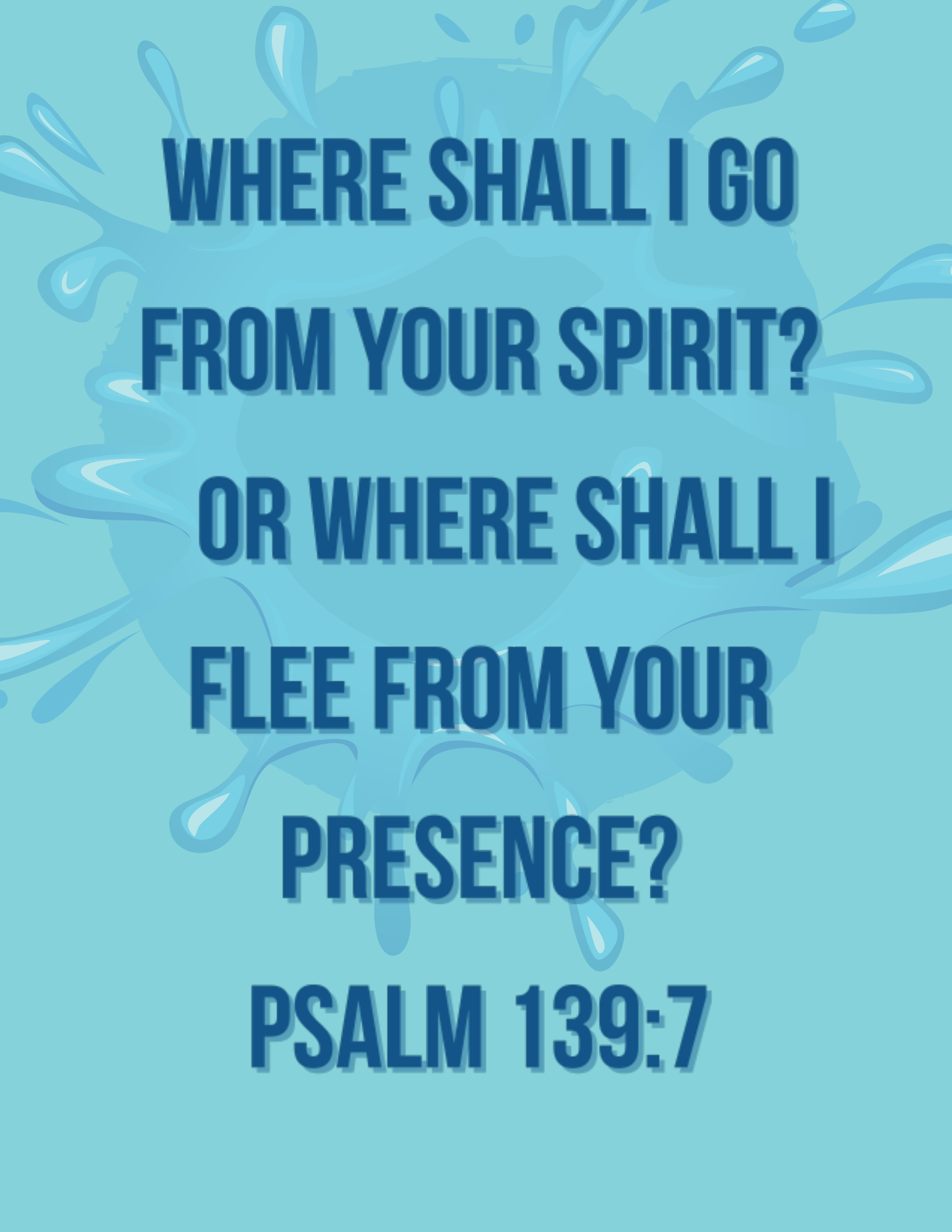
TOSSED IN THE WATER

NINEVEH



**AWAY FROM
NINEVEH**



The background of the image is a light blue color with a dynamic water splash effect. The splash consists of various shades of blue, from light to dark, with white highlights that suggest movement and liquid droplets. The splash is centered and radiates outwards, creating a sense of energy and freshness.

**WHERE SHALL I GO
FROM YOUR SPIRIT?
OR WHERE SHALL I
FLEE FROM YOUR
PRESENCE?**

PSALM 139:7

God saved
Nineveh

God told
Jonah to go
to Nineveh

Jonah got in a
boat going the
opposite direction

God sent a
big storm

Jonah told the
sailors to throw
him in the water

Jonah was
swallowed
by a fish

Jonah
prayed

The fish spat
Jonah on the
beach


God told Jonah
to go to
Nineveh

Jonah went
to Nineveh


Jonah told the
people to stop
sinning and
turn to God

The people
turned to God


JONAH




JONAH




JONAH




JONAH




JONAH




JONAH



JONAH



JONAH



"O Lord, you have _____ me
and _____ me!" Psalm 139:1

"You know when I _____ and
when I _____" Psalm 139:2a

"You search out my _____ and
my _____ down and are
acquainted with all my
_____." Psalm 139:3

"Even before a _____ is on my
_____, behold, O Lord, you
know it altogether." Psalm 139:4

"If I ascend to _____, you
are there! If I make my _____ in
Sheol, you are there!" Psalm 139:8

"If I take the _____ of the morning and dwell in the uttermost parts of the _____, even there your hand shall _____ me, and your right hand shall hold me. Psalm 139:9-10

"Even the _____ is not dark to you;
the _____ is bright as the day, for
darkness is as _____ with you."

Psalm 139:12

"For you _____ my inward parts;
you knitted me _____ in my
mother's womb." Psalm 139:13

"I _____ you, for I am
fearfully and _____
made." Psalm 139:14a

from your

shall I

Where

139:
Psalm



shall I flee

Spirit where
? Or your from

presence
?



Psalm 139:1

Psalm 139:2

Psalm 139:3

Psalm 139:4

Psalm 139:8

Psalm 139:9-10

Psalm 139:12

Psalm 139:13

Psalm 139:14



UP OUT OF THE WATER

Theme: Splash

Memory Verse: Jesus stood up and cried out, “If anyone thirsts, let him come to me and drink. Whoever believes in me, as the Scripture has said, ‘Out of his heart will flow rivers of living water.’” John 7:37b-38

Challenge Verse: “For Christ, our Passover lamb, has been sacrificed.” 1 Corinthians 5:7b

Bible Story/ Text: Jesus’ Baptism- Matthew 3

The Point: Jesus is the Lamb of God

Introduction – Lead the Way (5-8 minutes)

WHAT YOU NEED: none

Play a simple game of “Follow the Leader” in your small group area. Have various kids take turns being the leader. Play until time for large group.

Options would be to do “seated follow the leader”

OR “guess the leader” where one child tries to guess who everyone else is following

OR “silent follow the leader.”

Choose a style of the game that works best in your setting.

SAY: “Good job following each other as they lead you where you needed to be. *Let’s go to large group and hear about someone who’s job was to lead people to Jesus.*”

Take your group to Large Group Time.

Large Group (25-35 minutes)

Welcome

“Good morning! “

I need a couple of volunteers to come up here for a game we’re going to play this morning. (*bring 2 kids up at a time and have them whisper in your ear the weirdest food they’ve ever eaten. Tell the group the 2 foods and have them vote which kid they think ate which food.*)

In our story this morning we’re going to hear about someone who ate some weird food.”

Worship Time

“Before we hear the story, let’s take a few minutes to focus on God and think about who He is and what He is like. In Revelation 4:8, we read that there are creatures surrounding the throne of God and constantly singing, ‘Holy, holy, holy is the Lord God Almighty who was, and is and is to come.’ As we get started this morning, let’s think about that truth and what it means that God is Holy.

Saying that God is holy means that He is perfect and without sin, but it also means that He is separated from us because we are all sinners. Let’s stand up and sing a song that reminds us of God’s holiness.”

For You Are Holy

“In our story today, we’ll watch as people see Jesus for who He truly is for the first time. Seeing Jesus in His holiness reminds each of us that we are sinners who desperately need to be saved. As we keep singing this morning, let’s think about that truth and how none of us are good enough on our own and we all need a Mighty, Mighty Savior to rescue us. The exciting thing about coming to that realization is hearing the good news that the Savior, the Rescuer, Jesus has come.”

Mighty Mighty Savior

Study God’s Word

(Before the story, set the scene by having the kids imagine that they are out in the hot, sweaty desert standing by a river as they listen to the story.)

Our story this morning is from Matthew 3 and John 1.

The Bible tells us that John the Baptist, who happens to be Jesus’ cousin, started preaching out in the wilderness of Judea. And even though he was out in the hot desert, people came out to listen to him. In fact, the Bible says that people from Jerusalem and all over Judea were coming to him.

John said, “Repent.” Who can remind me what repent means? Right, it means to turn away. Specifically, John was telling people to turn away from their sin and turn back to God.

And the reason he told them to repent was that kingdom of heaven was at hand. John quoted Old Testament prophets who spoke of the coming Messiah and was telling the people that the Messiah was coming.

The crowds heard this message, and many of them confessed their sins, repented of their sin and John baptized them in the Jordan river. As John baptized them, he said, *"I baptize you with water for repentance, but he who is coming after me is mightier than I, whose sandals I am not worthy to carry. He will baptize you with the Holy Spirit and fire."* (verse 11)

Then one day, while John was out baptizing, Jesus came out to the river. John saw Jesus coming and according to John 1:29, John the Baptist said *"Behold, the Lamb of God who takes away the sins of the world."*

When the people heard John call Jesus the Lamb of God, they would have been thinking about all of the sacrifices in the temple and even if they didn't believe what John was saying, they would have noticed and paid attention to what was happening. At least some of them would have wondered if he could be the one that John had spoken of who was coming.

Jesus asked John to baptize him. At first John didn't want to, but Jesus convinced him that this was the right thing to do.

So, Jesus went down into the Jordan river with John and was baptized. And when Jesus came up out of the water, the heavens were opened, and Jesus saw the Spirit of God descending like a dove and coming to rest on him. And a voice from heaven said, *"This is my beloved Son, with whom I am well pleased."*

In Jesus' baptism there are several very important things:

1. We see Jesus, the Holy Spirit (dove), and hear a voice from heaven, God the Father
2. John was baptizing people who were repenting of sin and telling people to get ready for the Messiah. Jesus is the Messiah.
3. John calls Jesus the Lamb of God, meaning that He is the one who will die for the sin of His people and bring real forgiveness.

Before we pray and go to our small groups, let's stand up and sing another song that reminds us of the same truths that John was telling the people in our story today. None of us are without sin and we all need a Savior. But Jesus is perfect and holy and without sin and He is that perfect Savior- the Lamb of God.

Who Can Say?

Pray

Let's pray.

“God, thank You for Your awesome plan of salvation. Thank You for showing Your great love for Your people and Your willingness to send Your One and Only Son as the perfect Lamb to take our place and die on the cross. Help us as we go to our small groups to learn more about what it means that Jesus is the Lamb of God and what it means to repent and turn to You. In Jesus name we pray, Amen.”

Dismiss kids to small groups.



UP OUT OF THE WATER

Small Group (30 - 40 minutes)

Younger group – ages 5-8

Before the Session:

- **Repent and Be Baptized** - masking tape (or something to indicate playing field area), Bibles, blank paper & markers
- **Memory Verse Mix Up** - one set of verse cards, masking tape and a Bible
- **Turn Around Prayer** – nothing needed
- **Good News Newspaper** – Bibles, cut pieces of paper (1/2, 1/3, 1/4 of a page to make newspaper columns), markers, tape

1. Repent and Be Baptized (review)

WHAT YOU NEED: masking tape (or something to indicate playing field area), Bibles, blank paper & markers

As kids arrive back from large group, take a few minutes to review the story and to read it straight from the text. Remind them that even with familiar stories that it's important that we read it from the Bible. Read **Matthew 3** (and be prepared to summarize Luke 1:67-80 and/ or read parts pointing to John the Baptist's role in preparing the way for Jesus).

Talk through the story and remind the kids that John preached to the people that they should repent and be baptized. Ask if anyone can define the word **REPENT** for you. Explain that the word repent means to turn away (or completely turn around- 180 degrees).

Ask the kids what they think John was preaching that the people should repent from. Right, they should repent (turn away) from their sins. Review with the kids in your group what sin means. Help them to focus on the fact that sin isn't just a list of bad things that we do, but that it's who we are. Apart from Jesus we are sinners. A sinner is someone who puts themselves first instead of putting God first.

Explain that you're going to play a game similar to "Red Light/ Green Light." Kids should line up against the wall on one end of the room. When you say "**go**" they should walk toward you (baby steps) and when you say "**repent**" they should turn completely around and walk in the opposite direction until you say "**go**" again. After playing for a while, discuss with the kids how when they "repented" in the game, not

only did they turn away from what they were going toward, but that they turned and went toward something completely opposite. Talk about how when we repent of our sin, we are turning away from sin and turning toward God.

***To further illustrate repentance, place a sign that says God on one wall and a sign that says sin on the opposite wall. Have the group face one of the signs. Ask if they can see the other sign. Then have them turn around (repent). Now ask if they can see the sign behind them. Talk about how we can be focused and following after God or sin, but never both at the same time.*

SAY: “When John saw Jesus walking toward him, he said **[THE POINT] Jesus is the Lamb of God**, as a way of telling the people that Jesus is the One who takes away and forgives the sins of His people. John preached to the people that they needed to repent from their sins, turn away from the way they were living and turn to God and then get baptized as a sign that they had truly repented and turned to God.”

[HEART TO HEART] *Use this time to talk with the kids in your group about baptism and why people are baptized. Help them to see that throughout the Bible we see examples of people turning away from their sins and turning to God and then being baptized as a symbol/ sign that they have turned to God. Help kids to understand that baptism doesn't forgive people, but that it is a sign that the person has repented and been forgiven. Ask the kids to tell you about people who they've seen be baptized. (if you have extra time, have kids draw pictures of people they've seen being baptized and what they remember from the baptism)*

2. Memory Verse Mix Up

WHAT YOU NEED: one set of verse cards, masking tape and a Bible

Randomly tape the verse cards on the wall around your group area. Read the verse (or have kids look the verse up in their Bibles if you have readers in your group...or quote it if anyone has already learned it). After you've read the verse once, read the verse another time one word/ phrase at a time while kids look for the card with those words on them.

Once kids have collected all the verse cards, read the verse together as a group.

**Nonreader option – number the verse cards and have kids look for that number card.*

SAY: “Our verse for the month gives us an amazing truth about Jesus. It tells us that Jesus gives Living water. Jesus gives life and salvation to His people. What else do we know about Jesus? Jesus came to earth. He became a man. Jesus did this so that He could live the perfect life that we can't live and die on the cross in our place to pay for our sin. We saw that truth in our story this morning...that **[THE POINT] Jesus is the Lamb of God** who came to the world to forgive His people of His sins. Just like we had to find the words in the right order, in our story today we saw things happen in order....

- (1) John preached that Jesus- the rescuer- was coming,
- (2) John told people to repent- turn away from their sins, and
- (3) John told people to be baptized to show they had turned away from their sins and toward God.

And **[HEART TO HEART]** *That's the order that we see any time someone turns to Jesus and becomes a Christian....*

(1) they hear the good news,

**(2) they repent of their sin and turn to Jesus and
(3) they show their faith by being baptized.”**

3. Turn Around Prayer

WHAT YOU NEED: nothing needed

Lead the kids in your group in a time of prayer, praying for them that they would see their need for a Savior- or Rescuer. Thank God for the gift of Jesus and the fact that He is the only way we can be forgiven of our sins. Ask God to show you areas in your life where you need to repent and turn to Him.

SAY: “John the Baptist taught the people that **[THE POINT] Jesus is the Lamb of God** and He came to take away the sins of the world. It is only through Jesus that we can be forgiven of our sins and have a relationship with God. My prayer for each of you is that you will come to understand that truth, repent of your sin and turn to Jesus.”

4. Good News Newspaper

WHAT YOU NEED: Bibles, cut pieces of paper (1/2, 1/3, 1/4 of a page to make newspaper columns), markers, tape

Review today’s story with the kids in your group. Assign each kid one part of the story... John’s birth, John waiting for the Messiah, John preaching to the crowds of people, John baptizing people, John seeing Jesus walking toward Him, John baptizing Jesus, the dove landing on Jesus, etc. *If you didn’t read/ discuss Luke 1:67-80 before, make sure to discuss John’s birth at this point.*

Hand out paper and markers and have kids draw pictures to illustrate *(or write an article- especially for 7-8 - year olds – they can write a few sentences)* their part of the story.

Give kids time to work, and as they finish up their pictures/ articles, piece the articles together to make a newspaper. Trade your newspaper with another class or give it to a younger class to teach them what you learned from today’s story. Or simply display it in your room as a reminder of what you have learned.

As you look through the newspaper created by your group (or another group’s paper), retell the story and look back through the text for today’s lesson and fill in any gaps in the story. As you go through the story, focus on God’s sovereignty in the whole story.

SAY: “In our story today we saw that **[THE POINT] Jesus is the Lamb of God**. John’s whole job was to point people to Jesus and once we know Jesus our job is pretty much the same. We can always take things that we learn in church and teach them to someone else so that they can better understand who Jesus is and get to know Him themselves.”

Conclude the session with a review and prayer.



UP OUT OF THE WATER

Small Group (30 - 40 minutes)

Older group – ages 8-12

Before the Session:

- **Repent and Be Baptized** - masking tape (or something to indicate playing field area), Bibles
- **Memory Verse Word Pictures** - blank paper, markers, Bibles
- **Turn Around Prayer** – nothing needed
- **Lamb of God** – Bibles

1. Repent and Be Baptized (Review)

WHAT YOU NEED: masking tape (or something to indicate playing field area), Bibles

As kids arrive back from large group, take a few minutes to review the story and to read it straight from the text. Remind them that even with familiar stories that it's important that we read it from the Bible. Read **Luke 1:67-80 and all of Matthew 3**. (*this includes the account of John's birth which wasn't included in large group*)

Talk through the story and remind the kids that John preached to the people that they should repent and be baptized. Ask if anyone can define the word **REPENT** for you. Explain that the word repent means to turn away (or completely turn around- 180 degrees).

Ask the kids what they think John was preaching that the people should repent from. Right, they should repent (turn away) from their sins. Review with the kids in your group what sin means. Help them to focus on the fact that sin isn't just a list of bad things that we do, but that it's who we are. Apart from Jesus we are sinners. A sinner is someone who puts themselves first instead of putting God first.

Explain that you're going to play a game similar to "Red Light/ Green Light." Kids should line up against the wall on one end of the room. When you say "**go**" they should walk toward you (baby steps) and when you say "**repent**" they should turn completely around and walk in the opposite direction until you say "**go**" again. After playing for a while, discuss with the kids how when they "repented" in the game, not only did they turn away from what they were going toward, but that they turned and went toward

something completely opposite. Talk about how when we repent of sin we are turning away from sin and turning toward Jesus.

SAY: “When John saw Jesus walking toward him, he said *[THE POINT] Jesus is the Lamb of God*, as a way of telling the people that Jesus is the One who takes away and forgives the sins of His people. John preached to the people that they needed to repent from their sins, turn away from the way they were living and turn to God and then get baptized as a sign that they had truly repented and turned to God.”

[HEART TO HEART] Use this time to talk with the kids in your group about baptism and why people are baptized. Help them to see that throughout the Bible we see examples of people turning away from their sins and turning to God and then being baptized as a symbol/ sign that they have turned to God. Help kids to understand that baptism doesn't forgive people, but that it is a sign that the person has repented and been forgiven. Ask the kids to tell you about people who they've seen get baptized. (if you have extra time, have kids draw pictures or tell stories of people they've seen being baptized and what they remember from the baptism)

2. Memory Verse Word Pictures

WHAT YOU NEED: blank paper, markers, Bibles

Have the kids in your group look up this week's challenge verse (1 Corinthians 5:7b) in their Bibles and read it together as a group a few times.

Hand out paper and markers and explain to the kids that they're going to write the verse using word pictures/ puzzles. (example- PASSOVER = the word 'pass' written over a box.... or a picture of a door frame).

Challenge them to make the verse puzzle and then take it home and have one of their parents or someone else in their family read the verse using their pictures.

SAY: “Our verse for the week helps us to understand what it means that *[THE POINT] Jesus is the Lamb of God* who came to the world to forgive His people of His sins. John recognized Jesus as the Lamb of God who would take away the sins of the world and just like the Passover lamb shed his blood so that the Israelites would live, Jesus shed His blood on the cross so that we can have eternal life.

3. Turn Around Prayer

WHAT YOU NEED: none needed

Talk with the kids about some fruit/ evidence that shows that someone has turned away from sin and toward God. Start by naming some obvious outward sins and get the kids to tell you what the opposite of that sin (or the fruit of repentance of that sin) would be. [Example – disobeying parents/ obeying parents].

Move to less obvious ones that deal more clearly with heart issues to help kids understand that sin is an issue of the heart, not simply wrong actions.

Have one of the kids in the group read **Romans 3:10-12** and discuss the fact that according to God's Word, no one on their own is able to do anything good or be righteous, and that turning away from our sins will never be good enough, but that we also need to turn to God who will forgive our sins and make us righteous before God. Talk about how we can't even repent on our own, but even repentance is a gift from God.

Explain to the kids that you're going to lead them in a time of prayer and that you will pause briefly in the middle of the prayer for them to pray silently about any areas of their lives where they know they need to repent (or turn away). Lead kids in prayer, thanking God for His forgiveness and for sending Jesus as the Lamb of God. Pray that God would work in the hearts of the kids in your group and help them to understand their individual need for repentance.

Be sure to pause at some point in the prayer and leave some silence for the kids to pray before continuing the prayer.

SAY: "John the Baptist taught the people that *[THE POINT] Jesus is the Lamb of God* and that He came to take away the sins of the world. It is only through Jesus that we can be forgiven of our sins and have a relationship with God."

4. Lamb of God (Scripture Search)

WHAT YOU NEED: Bibles

Remind the kids in your group that throughout the Bible lambs were important in the lives of God's people because they were the sacrifice that God demanded for their sin- and not just any lamb, but perfect, spotless lambs. Explain that they will work in pairs or smaller groups to look up various verses about lambs and share with the rest of the group what their verses are about and how they point to Jesus as the Lamb of God.

The verses that the kids should read are.... **Genesis 22:1-14, Exodus 12: 21-30, Isaiah 53:4-7 and Revelation 5:1-12.** Divide kids into pairs or small groups and assign a verse to each read.

After groups have had a chance to read and think about their verses, have them share them with the rest of the group and discuss the significance of the fact that *[THE POINT] Jesus is the Lamb of God.*

SAY: "As we saw in these verses, *[THE POINT] Jesus is the Lamb of God.* No sacrifice that we make on our own and nothing we do on our own can bring us into a right relationship with God, but God sent His own Son into the world as the perfect sacrifice for the sins of His people."

Conclude the session with a review and prayer.



UP OUT OF THE WATER

Take Home Page

Memory Verse: Jesus stood up and cried out, “If anyone thirsts, let him come to me and drink. Whoever believes in me, as the Scripture has said, ‘Out of his heart will flow rivers of living water.’” John 7:37b-38

Challenge Verse: “For Christ, our Passover lamb, has been sacrificed.” 1 Corinthians 5:7b

Matthew 3 teaches us that Jesus is the Lamb of God.

Day 1- Read Matthew 3:1-12

After reading through the story, act it out as a family. Look back at some of the Old Testament prophets and see how John was giving the same message.... repent! Talk about what it means to repent (turn away from sin and turn to God) and how Jesus came to rescue His people from sin.

Day 2 – Read John 1:1-9

Draw a picture of Jesus’ baptism from the different points of view...Jesus, John, God the Father & the Holy Spirit. Talk as a family about baptism and how baptism is a sign of following Jesus.

Day 3 – Read John 1:10-18 & Philippians 2:6-11

Talk as a family about what these verses tell us about Jesus. What does it mean that Jesus humbled Himself and became a man? Think about what it means that Jesus is the Word.

Day 4 - Read Matthew 3:13-17

Work on memorizing this question and answer as a family.

Q - Who will be saved?

A - Only those who repent of sin, believe in Christ & lead holy lives.

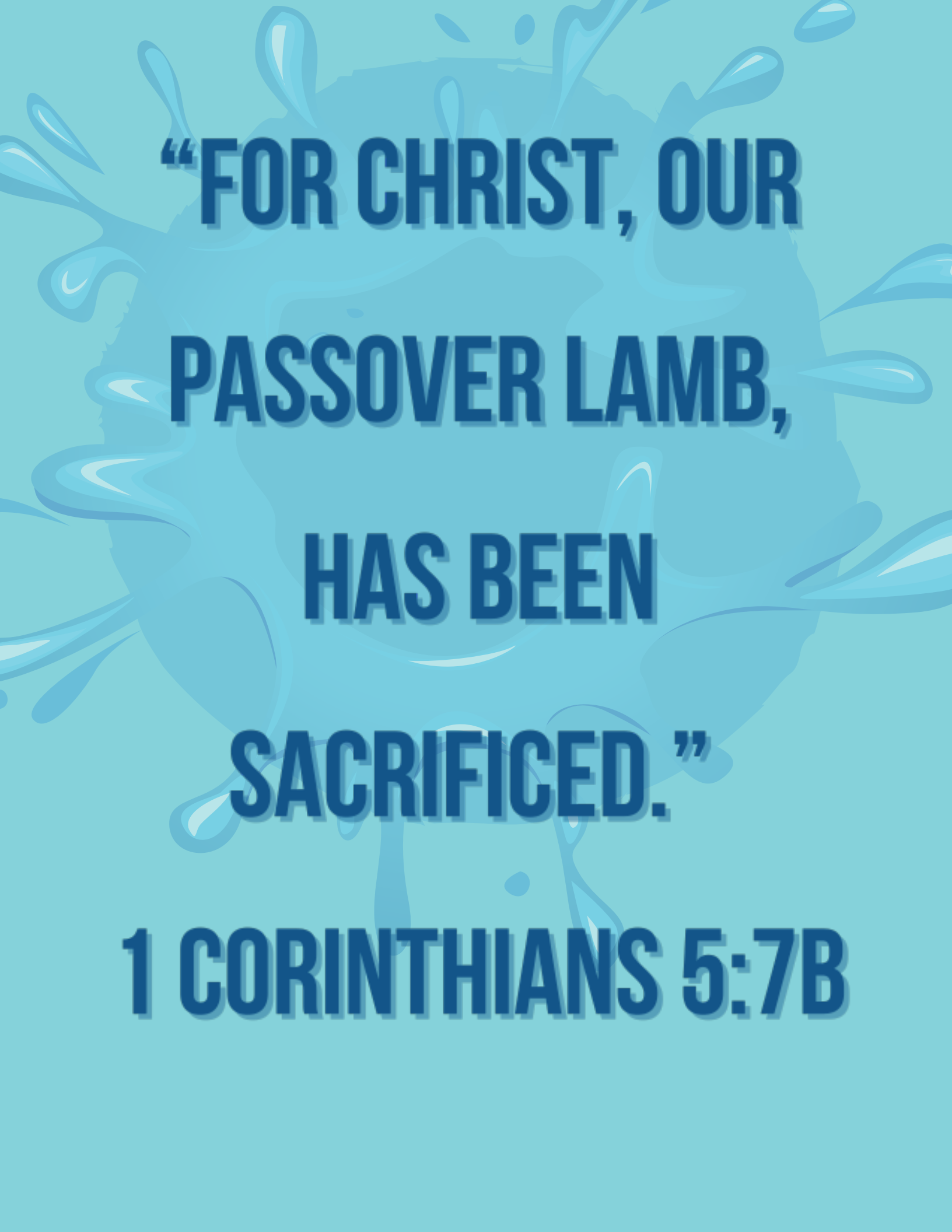
Read and discuss Mark 1:15, Luke 13:3 & 5, Acts 2:37-41, 16:30-31, 20:21, 26:20 in light of this question and answer.

Day 5 – Read Matthew 4:1-11

What happened right after Jesus was baptized? When you’re tempted, how does it help you to know that Jesus was tempted and yet he never sinned?



UP OUT OF THE WATER



**“FOR CHRIST, OUR
PASSOVER LAMB,
HAS BEEN
SACRIFICED.”**

1 CORINTHIANS 5:7B

Jesus
stood up

and
cried
out,

If
anyone
thirsts,

let him
come

to
me

and
drink.

Whoever
believes
in me,



as the
Scripture
has said,



out of
his
heart



will flow
rivers of



Living
Water.



John
7:37b-38





THE LIVING WATER

Theme: Splash

Memory Verse: Jesus stood up and cried out, “If anyone thirsts, let him come to me and drink. Whoever believes in me, as the Scripture has said, ‘Out of his heart will flow rivers of living water.’” John 7:37b-38

Challenge Verse: “For God did not send his Son into the world to condemn the world, but in order that the world might be saved through him.” John 3:17

Bible Story/ Text: Jesus and the woman at the well – John 4:1-45

The Point: Jesus gives Living Water

Introduction – Thirsty (5-8 minutes)

WHAT YOU NEED: nothing needed

Gather the kids in your group and ask them about the time in their life when they were the thirstiest they’ve ever been. Ask them what they want when they are really thirsty.

Then, go through the alphabet and have them name drinks that start with different letters of the alphabet. Try to help them come up with as many different drinks as possible. Some of the drinks they come up with could be a little bit of a stretch...but let the kids (and yourself) be creative on this one.

SAY: “Good job coming up with drinks to satisfy thirst. Let’s go to large group and listen carefully to what Jesus said was the ultimate source to satisfy thirst.”

Take your group to Large Group Time.

Large Group (25-35 minutes)

Welcome

“Good morning guys! As we got started this morning, I heard lots of you in your small groups listing different kinds of drinks. There are lots of really random things out there that could be called drinks, so I’m curious this morning about some of the random drinks you’ve had to quench your thirst.

I’m going to name a place and if you have something weird that you have had as a drink in that place, raise your hand and I’ll call on you - the beach, at school, on a field trip, on vacation, etc.”

Continue for a few minutes allowing kids to name weird and random drinks.

Worship Time

“This morning in our story we’re going to hear about Jesus offering a woman a special drink. We’ll hear about that a little later, but first let’s take some time to worship God and praise Him for who He is and what He has done. In this song we’ll see that Jesus is the only way to be saved.

Only Jesus

“One of the things mentioned in that song reminds us that we should praise God for coming earth and dying in our place. Let’s all read this week’s challenge verse together to remind each other why Jesus came to earth (read John 3:17). Now, let’s sing a song that reminds us why we all need saving and who the mighty savior is.”

Mighty Mighty Savior

Study God’s Word

Who has been out in the desert or on a beach or out in the wilderness and thought or even said things like this? “It’s so hot out here, and we’re been walking all day. I’m so thirsty. I really wish I had some water. All I can think about is how wonderful cool water will feel as it soothes my dry, parched throat.”?

You know, when you’re thirsty all you can think of is getting something to drink. Jesus knew that and knew that being thirsty was a great way to talk to a woman he met by a well about something that we need more than water. Let’s all look in **John chapter 4** and listen in on this conversation between Jesus and a Samaritan woman.

The chapter starts out by telling us that Jesus was traveling between Judea and Galilee and He had to travel through Samaria. There were 2 other ways He could have gone but traveling through Samaria was the quickest and most common way to go. The only problem is that Jews (which Jesus and His disciples were) and Samaritans (the people who lived in Samaria) didn’t talk to each other. In fact, Jews considered Samaritans to be unclean and avoided them at all costs.

Let's read from the Bible... **John 4:4-6. (read the verses)**. We learn later on in verse 8 that Jesus' disciples had gone into town to buy food, so He was there alone, and you should know that the 6th hour is 12 noon which is the hottest time of the day and usually the time that no one would be out at the well because it was hot, so most people came in the morning and evening when it was cooler.

Let's see what happened next. **(read verses 7 & 9)**. I'm sure this woman was shocked. She went out the well at noon probably hoping that she'd be alone, and not only was she not alone, but there was a man there. And not just any man, but a Jewish man and he spoke to her. This whole situation must have seemed weird to her but trust me, it was only going to get weirder!

Jesus answered in **verse 10** and said, *"If you knew the gift of God, and who it is that is saying to you, 'Give me a drink,' you would have asked him, and he would have given you living water."*

What? If the woman was confused before, she was really confused now. She asked Jesus the natural questions... how are you going to get this water? The well's really deep, where's your bucket? Then she asked if Jesus was greater than Jacob who built the well.

She was really accusing Him of not being greater. What do you guys think? Is Jesus greater than Jacob? Obviously, He is, but the woman had no idea who He was.

But what is this living water that Jesus was offering to give this woman? In **verse 13-14**, Jesus said, *"Everyone who drinks of this water will be thirsty again, ¹⁴ but whoever drinks of the water that I will give him will never be thirsty again.^[b] The water that I will give him will become in him a spring of water welling up to eternal life."*

What was Jesus offering to give her? What kind of water would quench her thirst forever? If you ask a doctor, they'll tell you that depending on where you are, you can die of thirst in between 12 hours and 5 days, so how could there be something you could drink that would keep you from ever being thirsty again?

Jesus obviously wasn't talking about the water that we drink every day, so what was He talking about?

Jesus was talking about something that we need even more than water. He was talking about the need, or thirst, that we all have to be close to God. He was reminding this woman that even if you have water every day, you're not fully alive until you are living every day in a relationship with God. What Jesus was offering her wasn't a cup of cold water. He was offering Himself as the solution to the greatest need anyone could ever have and was offering her life. In John 14:6, Jesus said, *"I am the way, and the truth and the life, no one comes to the Father except through me."* That's what Jesus was telling this woman. He was asking her if she really wanted to live and telling her that He was the source of real life.

As Jesus and the woman continued talking, they talked for a little while about worshipping God, and then they talked about who Jesus is, and for the first time Jesus really introduced Himself. The woman said that she knew that the Messiah, or the Christ, was coming and that when He came, He would explain everything to them. And then, in verse 26, Jesus said something amazing. He finally told this woman who He was, and boy was she shocked. He said, *"I who speak to you am He."* ***Jesus told the woman that He is the Messiah, that He is the Christ, that He is the Promised One and that He has come.***

This woman believed and she went and told other people that she had met Jesus and they believed as well. John 4:42 says, *“They said to the woman, “It is no longer because of what you said that we believe, for we have heard for ourselves, and we know that this is indeed the Savior of the world.”*

This morning we can learn the same things that the people learned that day. We can learn that Jesus is the Messiah, we can learn that Jesus is the Promised One, and we can learn that through Jesus we can have Living Water and have a forever relationship with God because of Jesus.

Those are some of the things that you’ll talk about in your small groups later on. But, before we go to our small groups, let’s sing a song that reminds us of some of the truths that Jesus was telling this woman...a song that reminds us that Jesus came to earth to take our punishment on the cross.

Jesus Came to Earth

Pray

Let’s pray.

“Dear God, thank You for the life that we can have through Jesus. Thank You that when we were all dead in our sins and separated from You that You sent Jesus to take the punishment that each of us deserve. Help us as we go to our small groups to learn more about how true life is only possible through Jesus. In Jesus name we pray, Amen!”

Dismiss kids to small groups.



THE LIVING WATER

Small Group (30 - 40 minutes)

Younger group – ages 5-8

Before the Session:

- **All Bottled Up** - 2-3 pieces of blank paper, one small bottle of water per kid, blank water bottle labels, tape, markers & Bibles
- **God Provided Water** - 3 pictures (with verses on the back) cut into puzzle pieces, tape, Bibles
- **Thirsty** – a Bible
- **Collect Some Water** – 2 sets of memory verse water drops, 2 cups, Bibles

1. All Bottled Up (Review)

WHAT YOU NEED: 2-3 pieces of blank paper, one small bottle of water per kid, blank water bottle labels, tape, markers & Bibles

As the kids come back from large group, explain that they're going to work together to retell the story in their own words using some one-word prompts. Go through the following words one at a time (either write them on the blank piece of paper, or say them for the kids to respond to):

Jesus, thirsty, Samaritan, woman, pitcher, water, Living Water, life.

Have kids respond to each word and tell how it fits into the story.

*** With younger kids you should write the words (or even draw some of them) to help the kids focus.*

Once they've gone through the story, talk briefly with them about how Jesus taught the woman that the only way to have life is through Him. Read (or have one of the kids read) John 14:6 to the group. ***[HEART TO HEART] Help the kids in your group to see that what Jesus said in this week's story is similar to the truth we see in this verse. Jesus is the only way to have life. Talk about how without Jesus we are all dead because of sin, and that we need Jesus to give us living water in order to live.***

Explain to the kids that using John 14:6, or something from this week's story, or our theme verse (John 7:37-38), or maybe this week's memory verse, they're going to make a water bottle label as a reminder that Jesus gives Living Water.

This is a tough concept for literal thinkers (esp. 4-5-year olds) to understand, so try to clarify that it's not water to drink that Jesus was offering the woman, but that He was offering her something that would meet a need bigger than thirst. He was offering Himself and was offering her a forever relationship with God. You might need to repeat this truth several times.

Hand out the blank water bottle labels and show the kids some samples that you have made for ideas. Chat with them about what it means that Jesus gives eternal life as kids work on their bottle labels. As they finish, help them tape their label on the bottle.

SAY: "In our story this morning we saw Jesus as a man. He was tired and thirsty in the middle of a long trip and He sat down to take a break, but as He sat there, He used the well and the water as a great way to teach a woman the truth of the Gospel. Jesus used the water to teach a woman that more than she needed water to stop her thirst, she needed Living Water so that she could have a forever relationship with God. He was teaching her that she needed a Savior more than anything in the whole world and that He is that Savior. Through their conversation, we can see that **[THE POINT] Jesus gives Living Water.** Take your bottle of water home with you and use it to tell your parents or a friend about today's story. Everyone needs to hear about Jesus and how He came to save the world."

[HEART TO HEART] *Just like Jesus used every day examples to teach the truth of who He is and what it means to have a relationship with God, use an everyday moment to help the kids in your group see that the Gospel (Jesus dying on the cross in the place of sinners) is applicable in every moment of every day....maybe a reminder that Jesus is the provider of everything (especially eternal life) as you sit down to eat, or the relationship between a parent and a child as a reminder of being adopted into God's family and calling Him Father. We want kids to really start to see God at work in their day to day and moment to moment lives, not just as the subject of church once a week.*

2. God Provided Water (Scripture Search)

WHAT YOU NEED: 3 pictures (with verses on the back) cut into puzzle pieces, tape, Bibles

**Before class, copy the pictures/ verses double sided and cut each page into 6-10 pieces depending on the age of the kids in your group.

Divide your group into 3 teams and give each team a set of puzzle pieces. Tell them their goal is to get the puzzle put together so that you can see the picture. Once they have the puzzle together, they should tape the pieces in place so that the whole puzzle can be turned over. When they turn the puzzle over, they should reveal a verse reference. Once all three teams have revealed their verse references, they should work together to look up and read the verses.

These verses talk about God providing real water for His people and about God providing Living Water for His people to have a forever relationship with Him. Use these verses to talk about how God provides everything that we need; the day to day things like families and food and water and the things that will last forever, like Jesus who gives us a forever relationship with God.

SAY: “These verses reminded us that *[THE POINT] Jesus gives Living Water*. It’s important for us to remember that we can only have real life (forever life with God) because of what Jesus did when He died on the cross and came back to life 3 days later.”

3. Thirsty (Prayer)

WHAT YOU NEED: a Bible

Ask the kids to describe what it’s like to be thirsty. Talk with them about how when you’re thirsty the only thing you can think about is getting some water and the only thing that will make you feel better is a cup of water.

Read **Psalm 63:1** to your group and talk about how David said he thirsted for God. Talk about how this means that David wanted to know God and be with God more than anything else. Pray a brief prayer for the kids in your group that they would thirst after God; that they would want to spend time reading God’s Word, that they would desire to learn more about God and spend time with Him and that they would come to understand that truth and repent of your sin and turn to Jesus.”

4. Collect Some Water (Memory Verse)

WHAT YOU NEED: 2 sets of memory verse water drops, 2 cups, Bibles

Ask if any of the kids have learned our theme memory verse yet. If so, have them recite the verse for you. If not, have one of the kids look up the verse and read it to the group. Remind the kids in your group about the meaning of the verse and how Jesus came to the world to rescue His people from sin and give eternal life.

Divide your group into two teams and explain that the teams are going to compete to see who can collect a cup of water first. Place the two sets of memory verse word drops across from the two teams. Give the first person in the team their team’s cup. The person with the cup walks to the water and puts one drop in the cup then comes back and gives the cup to the 2nd person. The second person then takes the cup and collects a 2nd drop. Play continues until each team has collected all of their water. Once the teams have collected all of their water drops, teams should race to put the verse words in order.

*** For younger groups (non- readers) you may want to number the cards before the activity to make it easier for them.*

Once both groups have the verse put together, read it together a few times and have the kids in your group remind you what the verse is all about.

SAY: “Our memory verse makes it clear why Jesus came into the world. He came to the world to save people by being the *[THE POINT] Living Water*. What did Jesus say to the woman at the well? ‘if you knew the gift of God and who it is that asks you for a drink you would have asked Him, and he would have given

you living water.’ We need to remember that because Jesus came to save the world, Jesus is the only way to have life.”

Conclude the session with a review and prayer.



THE LIVING WATER

Small Group (30 - 40 minutes)

Older group – ages 8-12

Before the Session:

- **Dig Deeper** - copies of the text (from different translations – a few are in the materials, but you may want to provide more), Dig Deeper cards, access to commentaries and other research materials, pencils
- **Living Water** - one set of living water cups (cups with chapter & verse # cards taped on them), one set of living water verse cards, Bibles
- **Thirsting for God** – nothing needed
- **Collect Some Water** – 2 sets of memory verse water drops, one straw per kid, Bibles

1. Dig Deeper (Review)

WHAT YOU NEED: copies of the text (from different translations), Dig Deeper cards, access to commentaries and other research materials (or copies of materials), pencils.

Ask the kids if they've ever done a research project for school. Explain that when we read our Bibles, we can either just read it like we read a book, or we can really study it, research it, dig deeper into it and learn what God is saying through His Word.

Tell the kids that in groups they'll look at **John 4:1-26**. They'll read it from different translations of the Bible, they'll read what some other authors have said about it and then they'll answer one main question about the story and give their answer to the rest of the group.

Divide into 2-3 groups (based on group size) and give each group a set of dig deeper question cards & a set of research materials. It'll be interesting to see different responses from the groups.

As kids work, tell them that studying like this is something they can and should be doing all the time as they read and study the Bible.

Talk about some of the resources that are available (online and in books)- -commentaries, Bible dictionaries, study Bibles and sites like biblegateway.com which have lots of translations of the Bible. Remind the kids in your group that the Bible isn't just a book full of stories about God and His people, but

that as **Hebrews 4:12** tells us, it is the Word of God and it is living and active. Encourage the kids to begin now to approach the Bible in this way and the way they study the Bible for the rest of their lives will be changed.

Give groups time to work (with your assistance as needed) and then bring the groups together. Have groups share the answers to their questions as well as other interesting things that they discovered while digging deeper into this passage.

SAY: “In our story this morning we saw Jesus as a man. He was tired and thirsty in the middle of a long trip and He sat down to take a break, but as He sat there, He used the well and the water as a great way to teach a woman the truth of the Gospel. Jesus used the water to teach a woman that more than she needed water to stop her thirst, she needed Living Water so that she could have a forever relationship with God. He was teaching her that she needed a Savior more than anything and that He is that Savior. Through their conversation, we can see that **[THE POINT] Jesus gives Living Water.**”

[HEART TO HEART] *Just like Jesus used every day examples to teach the truth of who He is and what it means to have a relationship with God, use an everyday moment to help the kids in your group see that the Gospel (Jesus dying on the cross in the place of sinners) is applicable in every moment of every day: maybe a reminder that Jesus is the provider of everything (especially eternal life) as you sit down to eat, or the relationship between a parent and a child as a reminder of being adopted into God’s family and calling Him Father. We want kids to really start to see God at work in their day to day and moment to moment lives, not just as the subject of church once a week.*

2. Living Water (Scripture Search)

WHAT YOU NEED: one set of living water cups (cups with chapter & verse # cards taped on them), one set of living water verse cards, Bibles

Ask the kids in your group what Jesus told the Samaritan woman about the water He could offer. (that it’s Living Water, that it would keep her from ever being thirsty again and that it would lead to eternal life). Have the kids remind you what this living water is that Jesus is talking about.

[HEART TO HEART] *Have one of the kids read or quote John 14:6. Help the kids in your group to see that what Jesus said in this week’s story is similar to the truth we see in this verse. Jesus is the only way to have life. Talk about how without Jesus we are all dead because of sin and that we need Jesus to give us living water in order to live.*

Point out to the kids in your group the cups with only the chapter and verse numbers of some verses. Then, show them the books of the Bible cards (they should note that there are only a few books, but that there are duplicates of them, because there are multiple verses from each book. Explain that when they match the correct book and chapter: verse, that they’ll find a verse that talks about eternal life.

Put the book cards out where all of the kids can see them, and the cups close by. Tell kids to randomly start trying different combinations until they find a verse that is about eternal life through Jesus. When they find a match, they should put the book card into the correct cup. Continue until all of the matches have been made and then take turns reading the verses and discussing them with the group.

The correct verses are: *John 3:16, John 3:36, John 5:24, John 6:40, John 17:3, Romans 5:21, Romans 6:23, 1 John 5:11, 1 John 2:17, John 6:47.*

SAY: “These verses helped us see that *[THE POINT] Jesus gives Living Water* or in other words, Jesus gives eternal life or a forever relationship with God. Jesus gave physical life to people at the

3. Thirsting for God (Prayer)

WHAT YOU NEED: nothing needed

SAY: “Water and thirst are words that go together. How would you describe being very thirsty? What can you think of (other than water) when you’re very thirsty? In **Psalm 63**, David said that he was thirsty for God. Being thirsty for God means wanting to know God and be with God as much as you want a cup of water when you’re in the desert or on the beach on a hot summer afternoon. Let’s take a few minutes and pray that we would be thirsty for God as well.”

Let kids know that if they want to say sentence prayers they can, and then you should pray for your group.

Pray through Psalm 63, line by line praying for the kids in your group.... For example: “God, you are my God, teach me to earnestly seek you. Help Jonathan to thirst for you this week and Joshua to long after you like someone in the desert wants water, etc.” Be sure to include the names of all of the kids in your group.

After praying you may want to read through the chapter once with the group and discuss briefly how praying Bible verses is a great way to pray when you don’t know what or how to pray. Talk with the kids about what it means to thirst after God and how that thirst could be seen in their lives. Talk about someone who is thirsty for God would prioritize church attendance and reading the Bible at home over other activities, they would talk about God’s Word and think about God’s Word, etc.

4. Collect Some Water (Memory Verse)

WHAT YOU NEED: 2 sets of memory verse water drops, one straw per kid, Bibles

Ask if any of the kids have learned our theme memory verse yet. If so, have them recite the verse for you. If not, have one of the kids look up the verse and read it to the group. Remind the kids in your group about the meaning of the verse and how Jesus came to the world to rescue His people from sin and give life by being the Living Water that we all need.

Divide your group into two teams and explain that the teams are going to compete to see who can collect a cup of water first. Give each kid a straw first and then explain the game. Dump 2 piles of verse word water drops on the floor opposite the two teams. Explain that one player on each team at a time they’ll go to the “well” (pile of words) and collect one drop using only the straw and bring it back to the group. They can’t touch the card. They have to carry it by sucking on the other end of the straw. The first team to collect all the water and get the verse in order is the winner.

SAY: “Our memory verse makes it clear why Jesus came into the world. He came to the world to save His people and to **[THE POINT] give Living Water** by dying on the cross in our place so we could live. What did Jesus say to the woman at the well? ‘if you knew the gift of God and who it is that asks you for a drink you would have asked Him, and he would have given you living water.’ We need to remember that because Jesus came to save the world, He and alone is the source of life.”

Conclude the session with a review and prayer.



THE LIVING WATER

Take Home Page

Memory Verse: Jesus stood up and cried out, “If anyone thirsts, let him come to me and drink. Whoever believes in me, as the Scripture has said, ‘Out of his heart will flow rivers of living water.’” John 7:37b-38

Challenge Verse: “For God did not send his Son into the world to condemn the world, but in order that the world might be saved through him.” John 3:17

John 4 teaches us that Jesus gives Living Water.

Day 1- Read John 4:1-15

Talk about the time that you were the thirstiest & have a bottle of water out to drink while reading & discussing this passage. Think through the following questions: Why did Jesus come to the well? Who also stopped at the well? What did Jesus ask the woman for? What did Jesus offer the woman? What does ‘living water’ mean?

Day 2- Read Exodus 17:1-7

In this story, in the Old Testament, God provided water for His people out of a rock. In that moment, what was their greatest need? The people needed water and God did what seemed impossible. He gave them water out of a rock. What is our greatest need? Our greatest need is salvation and life, and God has provided life for His people by sending His own Son to die in our place. Draw this story to remember the amazing way that God has provided for the needs of His people.

Day 3- Read John 4:11-26

Before reading the text, go outside and make up a game of racing to fill a jug a water using smaller cups. Remind kids of the importance of water and how we all physically need water to live. Then, read John 14:6 and be reminded that what we need more that water is salvation through Jesus.

Day 4- Read John 4:25-42

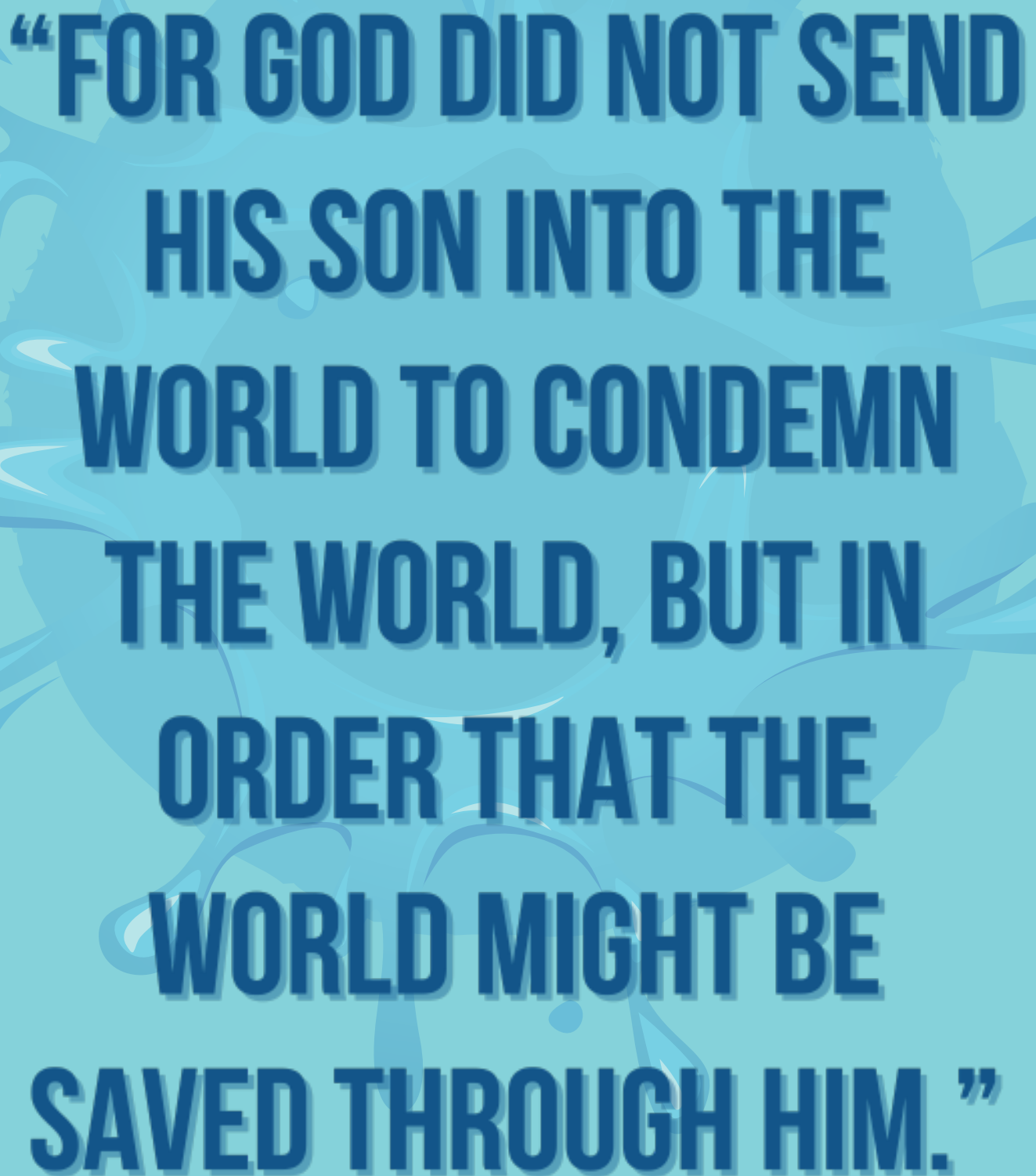
After reading the story, divide it up into portions based on the number of people in your family and act out the story. One person should act out verses 25-26 showing Jesus identifying Himself as the Messiah (the Promised Rescuer). One person should act out the reaction of the disciples when they returned, and one person should act out the reaction of the other Samaritans when they met Jesus. Review what it means that Jesus is the Messiah. He is the One who was promised to come and rescue His people and He did so by dying on the cross in our place.

Day 5- Read Revelation 21:1-6

In this passage we see Jesus seated on the throne in heaven using the same words He used in John 4- Living Water. What does Jesus say about Himself and what does he say He’ll do for those who are thirsty? What kind of thirst is Jesus talking about in this passage? (see Psalm 63:1-5). Talk about what it means to thirst after God (to want Him more than anything else).



THE LIVING WATER



**“FOR GOD DID NOT SEND
HIS SON INTO THE
WORLD TO CONDEMN
THE WORLD, BUT IN
ORDER THAT THE
WORLD MIGHT BE
SAVED THROUGH HIM.”**

JOHN 3:17



.....

.....

.....

.....

.....



ISAIAH

55:1-2



JOHN

737-38



EXORDIUS

173-6

Jesus
stood up



and cried
out



if
anyone



thirsts,



let him



come
to me



and drink.



Whoever



believes
in me



as
the



Scripture



has said,



out of



his heart



will flow



rivers of



Living
Water.



John
7:37b-38





DIG DEEPER

Name all of the characters in the story.



DIG DEEPER

Where did the story take place?



DIG DEEPER

What was unusual about the conversation?



DIG DEEPER

What did Jesus say about Himself?



DIG DEEPER

What is the living water that Jesus was offering?



DIG DEEPER

Who needs living water?



DIG DEEPER

Who believed that Jesus was the Messiah as a result of this conversation?



DIG DEEPER

Anything else interesting that you discovered in this passage.

3:16	3:36	5:24
6:40	17:3	5:21
6:23	5:11	2:17
6:47	John	John
John	John	John
Romans	Romans	1 John
1 John	1 John	

JOHN 11-30 & 39-42 - THE MESSAGE A PARAPHRASE OF THE BIBLE

1-3 Jesus realized that the Pharisees were keeping count of the baptisms that he and John performed (although his disciples, not Jesus, did the actual baptizing). They had posted the score that Jesus was ahead, turning him and John into rivals in the eyes of the people. So Jesus left the Judean countryside and went back to Galilee.

4-6 To get there, he had to pass through Samaria. He came into Sychar, a Samaritan village that bordered the field Jacob had given his son Joseph. Jacob's well was still there. Jesus, worn out by the trip, sat down at the well. It was noon.

7-8 A woman, a Samaritan, came to draw water. Jesus said, "Would you give me a drink of water?" (His disciples had gone to the village to buy food for lunch.)

9 The Samaritan woman, taken aback, asked, "How come you, a Jew, are asking me, a Samaritan woman, for a drink?" (Jews in those days wouldn't be caught dead talking to Samaritans.)

10 Jesus answered, "If you knew the generosity of God and who I am, you would be asking me for a drink, and I would give you fresh, living water."

11-12 The woman said, "Sir, you don't even have a bucket to draw with, and this well is deep. So how are you going to get this 'living water'? Are you a better man than our ancestor Jacob, who dug this well and drank from it, he and his sons and livestock, and passed it down to us?"

13-14 Jesus said, "Everyone who drinks this water will get thirsty again and again. Anyone who drinks the water I give will never thirst—not ever. The water I give will be an artesian spring within, gushing fountains of endless life."

15 The woman said, "Sir, give me this water so I won't ever get thirsty, won't ever have to come back to this well again!"

16 He said, "Go call your husband and then come back."

17-18 "I have no husband," she said.

"That's nicely put: 'I have no husband.' You've had five husbands, and the man you're living with now isn't even your husband. You spoke the truth there, sure enough."

19-20 "Oh, so you're a prophet! Well, tell me this: Our ancestors worshiped God at this mountain, but you Jews insist that Jerusalem is the only place for worship, right?"

21-23 "Believe me, woman, the time is coming when you Samaritans will worship the Father neither here at this mountain nor there in Jerusalem. You worship guessing in the dark; we Jews worship in the clear light of day. God's way of salvation is made available through the Jews. But the time is coming—it has, in fact, come—when what you're called will not matter and where you go to worship will not matter.

23-24 "It's who you are and the way you live that count before God. Your worship must engage your spirit in the pursuit of truth. That's the kind of people the Father is out looking for: those who are simply and honestly themselves before him in their worship. God is sheer being itself—Spirit. Those who worship him must do it out of their very being, their spirits, their true selves, in adoration."

25 The woman said, "I don't know about that. I do know that the Messiah is coming. When he arrives, we'll get the whole story."

26 "I am he," said Jesus. "You don't have to wait any longer or look any further."

27 Just then his disciples came back. They were shocked. They couldn't believe he was talking with that kind of a woman. No one said what they were all thinking, but their faces showed it.

28-30 The woman took the hint and left. In her confusion she left her water pot. Back in the village she told the people, "Come see a man who knew all about the things I did, who knows me inside and out. Do you think this could be the Messiah?" And they went out to see for themselves.

39-42 Many of the Samaritans from that village committed themselves to him because of the woman's witness: "He knew all about the things I did. He knows me inside and out!" They asked him to stay on, so Jesus stayed two days. A lot more people entrusted their lives to him when they heard what he had to say. They said to the woman, "We're no longer taking this on your say-so. We've heard it for ourselves and know it for sure. He's the Savior of the world!"

JOHN 11-30 & 39-42 - ESV - ENGLISH STANDARD BIBLE

1 Now when Jesus learned that the Pharisees had heard that Jesus was making and baptizing more disciples than John 2 (although Jesus himself did not baptize, but only his disciples), 3 he left Judea and departed again for Galilee. 4 And he had to pass through Samaria. 5 So he came to a town of Samaria called Sychar, near the field that Jacob had given to his son Joseph. 6 Jacob's well was there; so Jesus, wearied as he was from his journey, was sitting beside the well. It was about the sixth hour.[a]

7 A woman from Samaria came to draw water. Jesus said to her, "Give me a drink." 8 (For his disciples had gone away into the city to buy food.) 9 The Samaritan woman said to him, "How is it that you, a Jew, ask for a drink from me, a woman of Samaria?" (For Jews have no dealings with Samaritans.) 10 Jesus answered her, "If you knew the gift of God, and who it is that is saying to you, 'Give me a drink,' you would have asked him, and he would have given you living water." 11 The woman said to him, "Sir, you have nothing to draw water with, and the well is deep. Where do you get that living water? 12 Are you greater than our father Jacob? He gave us the well and drank from it himself, as did his sons and his livestock." 13 Jesus said to her, "Everyone who drinks of this water will be thirsty again, 14 but whoever drinks of the water that I will give him will never be thirsty again.[b] The water that I will give him will become in him a spring of water welling up to eternal life." 15 The woman said to him, "Sir, give me this water, so that I will not be thirsty or have to come here to draw water."

16 Jesus said to her, "Go, call your husband, and come here." 17 The woman answered him, "I have no husband." Jesus said to her, "You are right in saying, 'I have no husband'; 18 for you have had five husbands, and the one you now have is not your husband. What you have said is true." 19 The woman said to him, "Sir, I perceive that you are a prophet. 20 Our fathers worshiped on this mountain, but you say that in Jerusalem is the place where people ought to worship." 21 Jesus said to her, "Woman, believe me, the hour is coming when neither on this mountain nor in Jerusalem will you worship the Father. 22 You worship what you do not know; we worship what we know, for salvation is from the Jews. 23 But the hour is coming, and is now here, when the true worshipers will worship the Father in spirit and truth, for the Father is seeking such people to worship him. 24 God is spirit, and those who worship him must worship in spirit and truth." 25 The woman said to him, "I know that Messiah is coming (he who is called Christ). When he comes, he will tell us all things." 26 Jesus said to her, "I who speak to you am he." 27 Just then his disciples came back. They marveled that he was talking with a woman, but no one said, "What do you seek?" or, "Why are you talking with her?" 28 So the woman left her water jar and went away into town and said to the people, 29 "Come, see a man who told me all that I ever did. Can this be the Christ?" 30 They went out of the town and were coming to him.

39 Many Samaritans from that town believed in him because of the woman's testimony, "He told me all that I ever did." 40 So when the Samaritans came to him, they asked him to stay with them, and he stayed there two days. 41 And many more believed because of his word. 42 They said to the woman, "It is no longer because of what you said that we believe, for we have heard for ourselves, and we know that this is indeed the Savior of the world."

MATHEW HENRY'S COMMENTARY

Commentary on John 4:1-3 - Jesus applied himself more to preaching, which was the more excellent, 1 Corinthians 1:17, than to baptism. He would put honour upon his disciples, by employing them to baptize. He teaches us that the benefit of sacraments depends not on the hand that administers them.

Commentary on John 4:4-26 - There was great hatred between the Samaritans and the Jews. Christ's road from Judea to Galilee lay through Samaria. We should not go into places of temptation but when we needs must; and then must not dwell in them, but hasten through them. We have here our Lord Jesus under the common fatigue of travellers. Thus we see that he was truly a man. Toil came in with sin; therefore Christ, having made himself a curse for us, submitted to it. Also, he was a poor man, and went all his journeys on foot. Being wearied, he sat thus on the well; he had no couch to rest upon. He sat thus, as people wearied with travelling sit. Surely, we ought readily to submit to be like the Son of God in such things as these. Christ asked a woman for water. She was surprised because he did not show the anger of his own nation against the Samaritans. Moderate men of all sides are men wondered at. Christ took the occasion to teach her Divine things: he converted this woman, by showing her ignorance and sinfulness, and her need of a Saviour. By this living water is meant the Spirit. Under this comparison the blessing of the Messiah had been promised in the Old Testament. The graces of the Spirit, and his comforts, satisfy the thirsting soul, that knows its own nature and necessity. What Jesus spake figuratively, she took literally. Christ shows that the water of Jacob's well yielded a very short satisfaction. Of whatever waters of comfort we drink, we shall thirst again. But whoever partakes of the Spirit of grace, and the comforts of the gospel, shall never want that which will abundantly satisfy his soul. Carnal hearts look no higher than carnal ends. Give it me, saith she, not that I may have everlasting life, which Christ proposed, but that I come not hither to draw. The carnal mind is very ingenious in shifting off convictions, and keeping them from fastening. But how closely our Lord Jesus brings home the conviction to her conscience! He severely reprov'd her present state of life. The woman acknowledged Christ to be a prophet. The power of his word in searching the heart, and convincing the conscience of secret things, is a proof of Divine authority. It should cool our contests, to think that the things we are striving about are passing away. The object of worship will continue still the same, God, as a Father; but an end shall be put to all differences about the place of worship. Reason teaches us to consult decency and convenience in the places of our worship; but religion gives no preference to one place above another, in respect of holiness and approval with God. The Jews were certainly in the right. Those who by the Scriptures have obtained some knowledge of God, know whom they worship. The word of salvation was of the Jews. It came to other nations through them. Christ justly preferred the Jewish worship before the Samaritan, yet here he speaks of the former as soon to be done away. God was about to be revealed as the Father of all believers in every nation. The spirit or the soul of man, as influenced by the Holy Spirit, must worship God, and have communion with him. Spiritual affections, as shown in fervent prayers, supplications, and thanksgivings, form the worship of an upright heart, in which God delights and is glorified. The woman was disposed to leave the matter undecided, till the coming of the Messiah. But Christ told her, I that speak to thee, am He. She was an alien and a hostile Samaritan, merely speaking to her was thought to disgrace our Lord Jesus. Yet to this woman did our Lord reveal himself more fully than as yet he had done to any of his disciples. No past sins can bar our acceptance with him, if we humble ourselves before him, believing in him as the Christ, the Saviour of the world.

Commentary on John 4:27-42 - The disciples wondered that Christ talked thus with a Samaritan. Yet they knew it was for some good reason, and for some good end. Thus when particular difficulties occur in the word and providence of God, it is good to satisfy ourselves that all is well that Jesus Christ says and does. Two things affected the woman. The extent of his knowledge. Christ knows all the thoughts, words, and actions, of all the children of men. And the power of his word. He told her secret sins with power. She fastened upon that part of Christ's discourse, many would think she would have been most shy of repeating; but the knowledge of Christ, into which we are led by conviction of sin, is most likely to be sound and saving. They came to him: those who would know Christ, must meet him where he records his name. Our Master has left us an example, that we may learn to do the will of God as he did; with diligence, as those that make a business of it; with delight and pleasure in it. Christ compares his work to harvest-work. The harvest is appointed and looked for before it comes; so was the gospel. Harvest-time is busy time; all must be then at work. Harvest-time is a short time, and harvest-work must be done then, or not at all; so the time of the gospel is a season, which if once past, cannot be recalled. God sometimes uses very weak and unlikely instruments for beginning and carrying on a good work. Our Saviour, by teaching one poor woman, spread knowledge to a whole town. Blessed are those who are not offended at Christ. Those taught of God, are truly desirous to learn more. It adds much to the praise of our love to Christ and his word, if it conquers prejudices. Their faith grew. In the matter of it: they believed him to be the Saviour, not only of the Jews but of the world. In the certainty of it: we know that this is indeed the Christ. And in the ground of it, for we have heard him ourselves.



JESUS' POWER OVER THE WATER

Theme: Splash

Memory Verse: Jesus stood up and cried out, "If anyone thirsts, let him come to me and drink. Whoever believes in me, as the Scripture has said, 'Out of his heart will flow rivers of living water.'" John 7:37b-38

Challenge Verse: "I will ponder all your work and meditate on your mighty deeds." Psalm 77:12

Bible Story/ Text: Jesus Calms the Storm – Matthew 8 & Mark 4

The Point: God is in control of everything

Introduction – Rainstorm (5-8 minutes)

WHAT YOU NEED: nothing needed

Have the kids make a rainstorm by rubbing their hands together, snapping, clapping, stomping their feet, etc. to make sounds of a big storm, and then have the storm slowly die back down. Do this a few times and then have the kids tell stories about storms they had been in during their lives.

SAY: "We've all experienced lots of storms. We've seen rain and lightning and heard the thunder, and every time we've had to wait for the storm to stop. **Let's go to large group and see what happened when Jesus and His disciples found themselves in the middle of a big storm.**"

Take your group to Large Group Time.

Large Group (25-35 minutes)

Welcome

***Come in dressed in rain gear*

“Good morning guys! I hope you have your rain boots and umbrellas because I see a big storm coming.”

Get started by working together to make the sound of a giant storm in the room. Explain to the kids in the group that during this lesson they'll see Jesus and His disciples caught in a bad storm and they just might be surprised at how Jesus handles the situation.

Worship Time

“This morning, when we see Jesus and His disciples in the storm, we're going to be reminded that God is in control of everything. The first time in the Bible where we see God in control, or sovereign, over all things is when He made the world. The Bible tells us in Genesis 1 & 2 that God spoke into the nothingness and created everything. Let's sing a song that reminds us of that truth.”

Almighty Creator or God Made You and Me

“That song is such a great reminder of God's control over creation, but it also reminds us that God created us to worship Him, but instead we rebelled and sinned against Him and were separated from Him because of our sin. The whole rest of the Bible, from Genesis 3 all the way through Revelation tell us about God's amazing plan to rescue His people from sin and death through Jesus. Let's sing of that truth now.”

Jesus Came to Save Sinners

Study God's Word

Before class, using masking tape, mark off a boat shape at the front of the room and collect several spray bottles and fill them with water. Once large group starts, choose a few boys to sit in the boat to act out the story as you tell it, and choose a few girls to move around the boat acting out the wind and the waves. Give the spray bottles to a few small group leaders or older kids to spray on the kids during the storm in the story.

As we started this morning we talked about big storms and made the sounds of a big storm, because in our story this morning, Jesus and His disciples get caught in a storm. Jesus has been teaching and healing and a big crowd was following Him, so He told His disciples that they were going to go to the other side of the lake.

To tell our story, I need a few helpers.

Jesus and His disciples – sit in the boat and act out what's being said

Waves & Wind – dance and swirl around the boat when you're mentioned

Rain – spray everyone

Jesus got into the boat and His **disciples** followed Him. They sat down and got ready for their trip. **Jesus** had been teaching and healing all day and He was tired, so **he** laid down and went to sleep. The gentle waves rocking the boat surely lulled **Him** to sleep.

At some point during the journey and great **storm** arose. **Waves** crashed onto the boat. **Wind** swirled around the boat. **Rain** soaked everyone. The **waves** rocked the boat and began to fill the boat with water.

The **disciples** started panicking and doing everything they could to save them all. Remember that many of the **disciples** were fishermen before meeting **Jesus** and they knew what to do in storms. But they looked around and **Jesus** was still sleeping in the boat.

They went to **Jesus** and woke Him up. **They** shouted, “save us Lord. We are perishing.” The **disciples** truly thought they were about to die.

Jesus asked, “why are you afraid? Where is your faith?” **Jesus** wasn’t panicking because He knew that He was in control of everything. But the **disciples** forgot God’s sovereign control and tried to do things in their own power.

Jesus stood up and rebuked the storm. **Jesus** told the storm to stop. Rebuke means to correct, like the way a mom speaks to a child who is about to touch a hot stove.

And the **storm** stopped. The **wind** calmed down and was still. The **waves** calmed down and were still.

When the **disciples** saw what Jesus did, they were amazed. They asked, “who can talk to the winds and have them obey?”

In that moment, the disciples truly saw Jesus’ power and authority. They saw the one who created the wind and waves speak to His creation with authority. They saw the Word of God speak.

*When we go to our small groups in a few minutes, we’re going to be reminded that God is in control of everything. Who can think of the big word that means that God is in control? Right, **sovereign**. The Bible tells us that God is sovereign, or He reigns over all things. In your small groups you’ll have a chance to talk about some of the ways that God reigns over everything, but before we do that, let’s close by singing a song that reminds us of that truth.*

Awesome God

Pray

Let's pray.

"Dear God, thank You for showing us from Your Word that You are in control of everything in the whole world. Thank You for showing us that by speaking You were able to calm the storm. Help us to remember that we don't need to be afraid when we face storms, but that we just need to trust You. Teach us in our small groups more about what it means to have a relationship with You and to submit to your control in our lives. In Jesus name we pray, amen."

Dismiss kids to small groups.



JESUS' POWER OVER THE WATER

Small Group (30 - 40 minutes)

Younger group – ages 5-8

Before the Session:

- **Wake Up** - a large box or plastic tub (large enough for a kid to sit in), an umbrella, a spray bottle full of water
- **Control of the World Praise** - world outlines, markers & Bibles
- **Memory Verse Storm** - 2 sets of rain drop verse cards (copied on different colors of paper), Bibles, tape
- **Sovereignty Match** – two sets of “Sovereignty Match” cards, Bibles

1. Wake Up (Review)

WHAT YOU NEED: a large box or plastic tub (large enough for a kid to sit in), an umbrella, a spray bottle full of water

As kids come back from large group, remind them of the importance of checking what they just heard in large group against the Bible and making sure that it says the same thing. Have a couple of volunteers help you read **Matthew 8:23-27 & Mark 4:35-41**.

Explain to the kids in your group that you’re going to act out the story they just heard to help them remember that God is in control of everything. Choose one of the kids to be Jesus and have him/her sit inside the box/tub. Choose 3-4 kids to be the disciples and have them sit around the “boat” and hold the umbrella above the boat kind of like a sail. The rest of the kids should pretend to be the storm; they will rock the boat, they will make wind and wave sounds, etc.

Explain that you will retell the story with help from the kids and have them act out the various parts of the story as you go along. During the storm, spray the kids with water from the water bottle. Let the kids have fun with the story. After going through the story, help the kids to focus in on the fact that Jesus rescued the disciples by calming the storm, but more importantly He came to earth to rescue people forever by dying on the cross, taking the place of God’s people who deserve to die because of their sin.

[HEART TO HEART] Share with the kids in your small group what it means to you that Jesus is the Great Rescuer and that He rescued people forever through His death and resurrection. Remind kids why we all need rescuing (from sin) and how the Bible tells us that Jesus is the only way (John 14:6) to be saved.

SAY: “That was fun to act out our story. I didn’t even mind getting a little wet because I knew it wasn’t a real rainstorm. In the story, the disciples were afraid in the storm because they forgot that **[THE POINT]** **God is in control of everything.** We need to always remember that God is in control of everything and He has a great plan. The greatest part of God’s plan was to rescue His people by sending Jesus to die on the cross in our place.”

2. Control of the World Praise (Prayer)

WHAT YOU NEED: world outlines, markers & Bibles

Remind the kids that in the story today we heard about how Jesus was control of the storm and how He calmed the storm by just speaking to it. Have kids think of other stories in the Bible where God showed control over nature (thinking back over this unit should give them some ideas): creation, the flood, parting the Red Sea, water from the rock, etc. Hand out the world outlines and the markers and encourage kids to draw pictures of God’s control over the world inside the world.

Once kids are finished, have them put their pictures on the table or floor in front of them and take turns saying sentence prayers thanking God for being in control of the whole world.

Close this time by praying for the kids in your group that they would always remember that God is in control of everything, and that they would especially remember that God is in control of their lives. Pray for the kids in your group (and yourself) that you would surrender your control of your life to God and would trust Him in all things.

3. Memory Verse Storm

WHAT YOU NEED: 2 sets of rain drop verse cards (copied on different colors of paper), Bibles, tape

Have kids open their Bibles to our theme memory verse and read it together as a group. Then, divide the group into 2 teams (and assign each team one of the 2 verse card colors) and have them sit in 2 lines facing each other with about 2 feet between them. Guide the group through another rainstorm activity (like in the introduction activity) and while they’re making “rain,” rain the cards into the center of the group. Tell the kids to collect the cards for their group and then work together to tape the verse cards on the wall in the correct order.

SAY: “In our story today, we saw clearly that **[THE POINT]** **God is in control of everything.** Our verse reminds us that ultimately God is in control of the saving of His people by sending Jesus to die for us. Jesus is the Living Water. When we come to Him, we will live.”

4. Sovereignty Match

WHAT YOU NEED: two sets of “Sovereignty Match” cards, Bibles

Place the cards face down on the floor or table in 4 rows of 4 (with the group seated around them). Explain that in the cards there are 8 pairs of pictures of things that God did that show us that God is control of everything. Play a concentration style matching game where kids take turns turning over two cards at a time looking for matches.

Once a match is found that kid (or the leader if your group doesn’t read) should read the verses on the card. For longer passages, they should look up the verses for practice and then you can summarize the story for the group. Play until all the matches are made. As kids play, keep reminding them that God is in control of everything and remind them how we see God’s sovereign control in that particular story.

SAY: “As we remembered all these stories, we could clearly see that *[THE POINT] God is in control of everything*. We need to remember that God is still in control of everything in the world, including each of our lives. God has a great plan, and the greatest part of His plan was Him sending Jesus to rescue His people by dying on the cross in the place of His people. Jesus’ death on the cross and resurrection was His ultimate example of being in control of everything.”

Conclude the session with a review and prayer.



JESUS' POWER OVER THE WATER

Small Group (30 - 40 minutes)

Older group – ages 8-12

Before the Session:

- **Sovereignty Match** - one set of “Sovereignty Match” cards, Bibles
- **Acrostic Praise** - blank paper, markers, Bibles
- **Memory Verse Storm Clouds** – one verse cloud page per kid, pencils, Bibles
- **Storms of Life** – clear bottle of water, food coloring, bleach, paper towels for cleanup

1. Sovereignty Match (Review & Scripture Search)

WHAT YOU NEED: one set of “Sovereignty Match” cards, Bibles

As kids come back from large group, remind them of the importance of checking what they just heard in large group against the Bible and making sure that it says the same thing. Have a couple of volunteers help you read **Matthew 8:23-27 & Mark 4:35-41**. After reading the text, remind the kids that today’s story and many stories from the Bible help to teach us one really big truth about God. He is sovereign; or He is in control of all things.

Place the cards face down on the floor or table in 4 rows of 4 (with the group seated around them). Explain that in the cards there are 8 pairs of pictures of things that God did that show us that God is control of everything. In each pair, there is one picture and one verse card. Play a concentration style matching game where kids take turns turning over two cards at a time looking for matches. Every time a verse card is turned over, someone needs to look up the verse and write on the card what the story is about so that the rest of the group can remember and see if it matches the pictures they turn over. Keep playing until all of the pairs are matched up. As kids play, keep reminding them that God is in control of everything, as you talk through and read the various stories on the verse cards. You might want to ask the kids in the group to share how each particular story shows God’s sovereignty.

SAY: “As we remembered all these stories, we could clearly see that *[THE POINT] God is in control of everything*. We also need to remember that God is still in control of everything in the world, including each of our lives. God has a great plan, and the greatest part of His plan was Him sending Jesus to rescue His people by dying on the cross in the place of His people. Jesus’ death on the cross and resurrection was His ultimate example of being in control of everything.”

[HEART TO HEART] Talk with the kids in your group about God's sovereignty and how He is in control of everything and has a plan for everything. Point the kids back to some of the stories they just looked at, today's large group story, and especially point them to the cross and the empty tomb and how God's plan for His people was completed and how God brought His people back into relationship with Him through Jesus' death on the cross and resurrection. To get kids thinking about God's sovereignty in salvation, ask questions such as... 'how did Adam & Eve sinning and eating the fruit display God's sovereignty?' or other leading questions. Help the kids to interact with the truth of the gospel and not simply recite the truths back to you.

2. Acrostic Praise

WHAT YOU NEED: blank paper, markers, Bibles

Give each kid a blank piece of paper and make the markers and Bibles available.

Explain to the kids that you're going to make an acrostic of praise, praising God for the way He is in control of everything. Remind them that an acrostic poem is one with one word written down the side of the page and then words or phrases starting with each of the letters coming off the main word.

Explain that they can make their acrostics using either the word sovereign or control as a reminder of the fact that God is in control of everything. In order to help the kids in your group, you may want to take some time before Sunday to think through some of the things that could be written in this acrostic poem. You'll want to encourage kids to think of either things that God has done, or characteristics of God to write in each line. Encourage the kids to make their whole page a prayer of praise.

Once kids are finished, give them a chance to share what they're written and then lead the kids in a prayer, praising God for the things the kids have written on their pages. Also pray for the kids in the group (and yourself) that you would always remember God's sovereign control over your life and that you would turn the control of your life completely over to Him.

[HEART TO HEART] Be prepared to share your acrostic poem with the kids in your group. As you talk through your acrostic, point kids back to the cross and how these truths about who God is and what He is like remind you of your need for a Savior and how Jesus is the perfect sacrifice for our sin.

3. Memory Verse Storm Clouds

WHAT YOU NEED: one verse cloud page per kid, pencils, Bibles

Have kids look up our theme memory verse (John 7:37-38) in their Bibles. Talk with the kids about what the verse means when it says that Jesus gives Living Water. Talk with them about how Jesus is life and how by being in control of everything (including death and life) that Jesus was able to bring real life to God's people forever.

Use this verse to lead into a discussion of the truth that there is no life without Christ. Some verses you might want to consider to assist in your discussion are: Romans 6:23, John 14:6, and Romans 5:12-19.

Hand out the verse cloud pages and explain that all of the words of the verse are scrambled in the cloud at the top of the page. Kids should work to write the verse in order at the bottom of the page. Challenge them to do as much as possible without looking in the Bible but have Bibles available for them to look the verse up if necessary.

SAY: “Our story today reminds us that *[THE POINT]* **God is in control of everything.** Our verse reminds us that God is ultimately in control of life and death and is Life Himself. Only by coming to Jesus can we have life.”

4. Storms of Life (Review/ Application)

WHAT YOU NEED: clear bottle of water, food coloring, bleach, paper towels for cleanup

Remind the kids that in today’s lesson you’ve seen God’s control over nature and even death, but that you want them to see that God is also in control over each of our individual lives. Have one of the kids in the group read Psalm 139:1-16. Discuss how this passage reminds us that God not only knows about each step of our days, but that He planned each of them and that He is completely in control.

Show kids the bottle of water. Notice that the water in the bottle is still and clear and that everything seems to be fine. Ask kids to name things that are storms in their lives; things that cause them stress. If kids are having a hard time thinking of things, you may want to ask if anyone of them deal with any of the following things...peer pressure, saying bye to friends who move, moving themselves, dad working late at night, hard homework, body image issues, etc.

As kids name storms in their lives or admit to dealing with the storms you mention, put a drop of food color in the water. As the food color moves through the water it’s like a storm raging in the bottle. Talk about how all of us have storms in our lives and just like Jesus was able to calm the storm in the boat with His disciples, He is the only one who can calm the storms in our lives. Put a few drops of bleach in the water and gently shake the bottle until the color disappears from the water, making the water still and calm once again. (you’ll need to practice this at home to figure out how much bleach you need) Reread Mark 4:39-41 in closing, reminding the kids that Jesus is the One who is in control of everything.

[HEART TO HEART] *Tell the kids in your group about a storm in your life and how you saw that God was in control even in that storm and how He either calmed the storm, or kept you calm during the storm. Be sure to make it clear that God doesn’t always calm the storms around us because the storm is part of His plan for your life, but that we should never forget that God is with us even when we’re in the midst of a storm.*

SAY: “*[THE POINT]* **God is in control of everything.** He’s in control of the wind and the waves. He’s in control of life and death. And He’s in control of each aspect of each of our lives and He wants us to have faith and trust Him. Let’s pray and thank Him for His control over our lives and ask Him to teach us to have more faith and trust Him and His plan more.”

Conclude the session with a review and prayer.



JESUS' POWER OVER THE WATER

Take Home Page

Memory Verse: Jesus stood up and cried out, "If anyone thirsts, let him come to me and drink. Whoever believes in me, as the Scripture has said, 'Out of his heart will flow rivers of living water.'" John 7:37b-38

Challenge Verse: "I will ponder all your work and meditate on your mighty deeds." Psalm 77:12

Matthew 8 & Mark 4 teach us that God is in control of everything.

Day 1- Read Matthew 8:23-27

Work together as a family to draw a mural of all of what you learn about God's sovereign rule (His control over everything) as you do the readings for each day. By the end of the week, you'll have a great visual reminder of God's sovereign rule.

Day 2 – Read Matthew 9:1-8

Talk as a family about God's sovereignty and how He is in control of everything. Think of passages you read this week and especially point them to the cross and how God's plan for His people was completed. To get kids thinking about God's sovereignty in salvation, ask questions such as... 'how did Adam & Eve sinning and eating the fruit display God's sovereignty?' or other leading questions. Add to your mural from yesterday.

Day 3 – Read Exodus 13:17-14:31

Work as a family to learn the question and answer.

Q - Does God know everything?

A - Yes, God knows everything. Nothing can be hidden from God.

Read 1 Chronicles 28:9, 2 Chronicles 16:9, Luke 12:6-7 & Romans 2:16 and discuss what they teach us about this truth.

Day 4 – Read Job 38:4-14

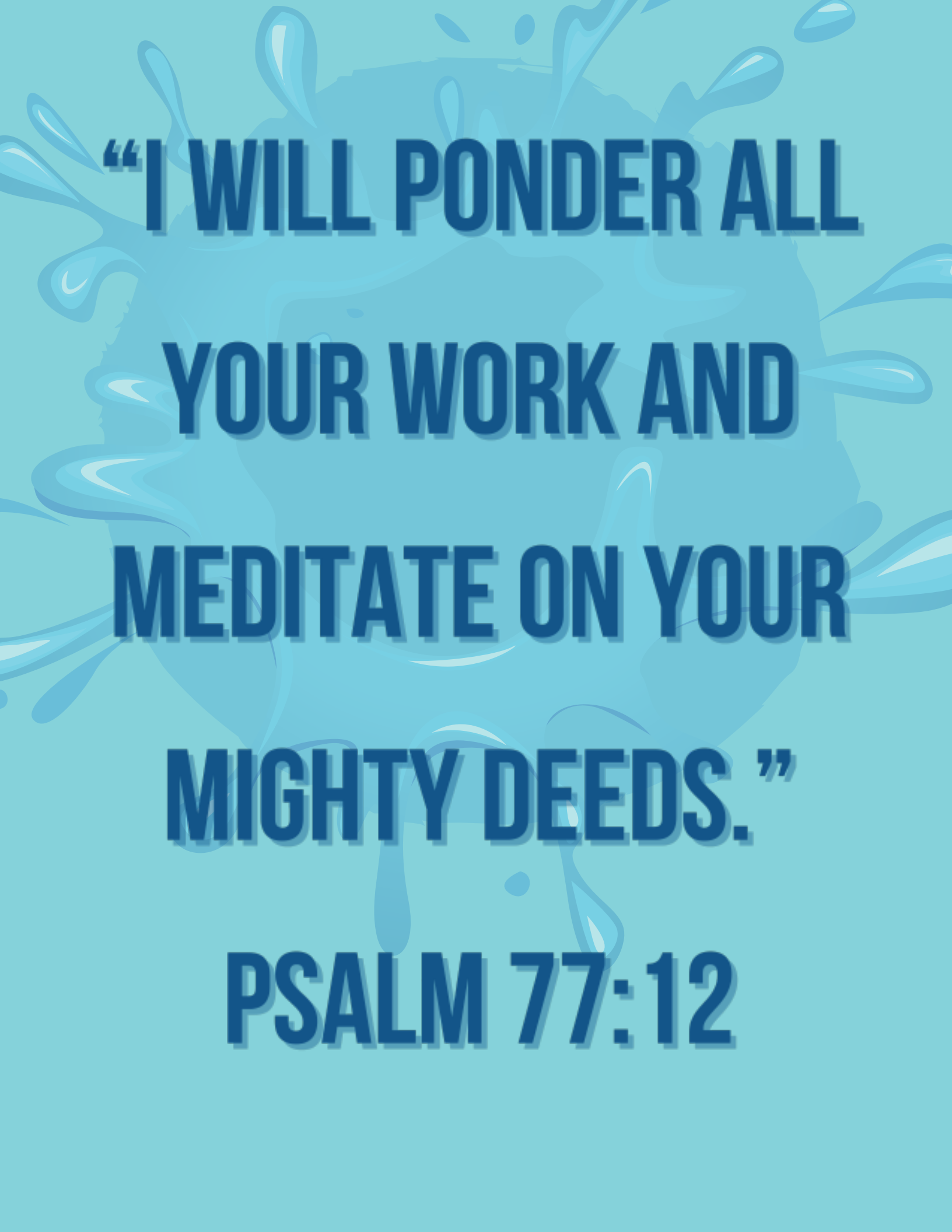
What mighty deed of God do we see displayed in these verses? Have you ever looked at the world around you and thought about the truth that God made everything and sustains the world perfectly? Stop and thank God for His good creation.

Day 5 – Read Psalm 77

Our challenge verse for the week is Psalm 77:12. Draw a word picture or an illustration of this week's challenge verse. Talk about God's mighty acts and what it means to meditate on them.



JESUS' POWER OVER THE WATER


The background of the image is a light blue color with a dynamic water splash effect. The splash consists of various sized droplets and larger, more diffuse water-like shapes in shades of light blue and white, creating a sense of movement and freshness. The text is centered and rendered in a bold, dark blue, sans-serif font with a slight drop shadow.

**“I WILL PONDER ALL
YOUR WORK AND
MEDITATE ON YOUR
MIGHTY DEEDS.”**


PSALM 77:12

God is in Control
of the Whole World!





Jesus
stood up



and
cried out



if anyone
thirsts,




let him
come



to me



and
drink.



whoever
believes
in me,



as the
Scripture
has said



out of
his heart



will flow
rivers



of living
water.



John
7:37b- 38

Exodus
3:1-14




Genesis
6-8



Exodus
14:21-31




Exodus
17:1-9




Joshua
10:1-14




Matthew
8:23-27






Matthew
14:15-21



Luke
24:1-12

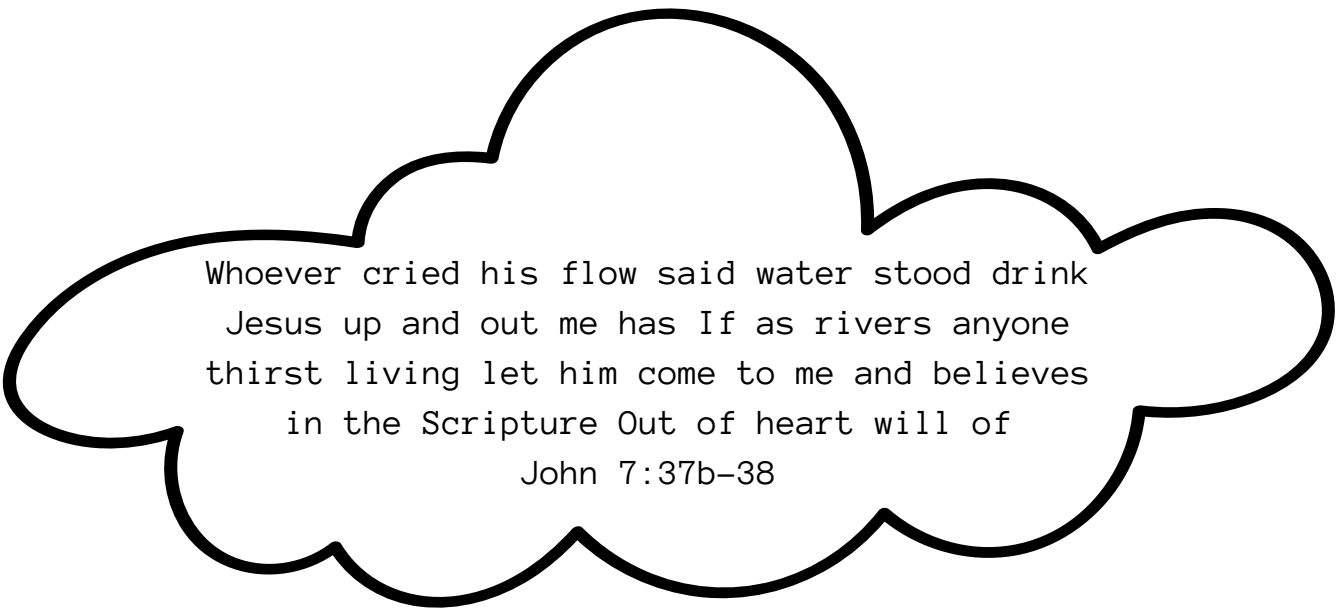


Sovereignty
Match



Sovereignty
Match

Exodus 3:1-14	Genesis 6-8	Exodus 14:21-31
Exodus 17:1-9	Joshua 10:1-14	Matthew 8:23-27
Matthew 14:15-21	Luke 24:1-12	Sovereignty Match



Whoever cried his flow said water stood drink
Jesus up and out me has If as rivers anyone
thirst living let him come to me and believes
in the Scripture Out of heart will of
John 7:37b-38

.....

.....

.....

.....

.....

.....



SUMMER SPLASH EVENT

Wouldn't it be great if you could have fun and teach the truth of the gospel at the same time? With this 'splashy' fun event you can do just that. So, grab some simple supplies (sponges, water balloons, cups, etc.) and a few buckets of water and you're set for a day of fun with kids.

This event is designed to be used as a kick-off or grand finale to the "Splash" Sunday School series.

For this event you should allow 60-90 minutes. A suggested schedule would be to play 3-4 games, take a toilet break, have the devotional (which includes a snack), and then play the remaining games for the rest of the time. Many of the games are team games and depending on your view on prizes, you could stick to the same teams throughout the time and award a prize (a small water gun or a beach ball) to the members of the winning team. Or mix the teams up to encourage more conversation between kids.

Water Games

1. Sponge Freeze Tag— To play this game you'll need a bucket of water & 1 sponge for every 15-20 kids. Place a large bucket of water in the middle of the playing area. Designate one child to be 'IT' and one child to be the 'Unfreezer.' At your signal, kids will start running around the playing area being chased by 'IT.' When tagged, they have to freeze and in order to rejoin the game, the 'unfreezer' has to run over and squeeze a sponge full of water on their head.

2. Wet Head— To play this game you need one cup and one sponge for every 4-6 kids. This game is best played in teams of 4-6 and you need at least 3 teams for the game to work. If you have less than 12 kids, divide into smaller teams to ensure you have at least 3 teams. To play, have one member of each team stand at one end of the playing area holding a cup on their head. The remaining team members should stand in rows facing their team member about 3 meters (10 feet) away. A bucket of water with one sponge per team should be placed between the teams and the players with cups on their heads. Teams will take turns sending a player to fill a sponge with water and squeeze it into the cup of one of the opposing teams. The last team whose cup hasn't overflowed is the winning team.

3. I'll Take a Cup— To play this game you need teams of 4-6 kids each. For each team you need a large bucket of water (or one shared between 2 teams), an empty small bucket and a cup with 3-4 small holes poked in it. Teams line up in rows with the full buckets of water at one end of the row and the empty bucket at the other end. The child at the end with the full bucket will fill the cup with water and pass the cup down the row (child to child) until the one by the empty bucket gets it and pours it into the bucket. That child should then run to the end of the row, fill the cup and start over. The first team to fill their bucket is the winning team.

4. I've Got Your Back – – You can play this game either as teams or not. If you play with teams, you need one water balloon (or beach ball) per team + a few extra in case some pop. To set up the game, place cones or chairs in rows in the playing area – one row of 4-5 cones/chairs per team. To play, have teams line up behind their row of cones or chairs. The first 2 players will hold a water balloon or beach ball between them while standing back-to-back with their arms linked. The players holding the balloon/ ball will race around the cones and back to their team without dropping the balloon/ball. If they do drop it, they have to run to the beginning and start over. Once back at the team they give the balloon/ball to the next 2 players who do the same thing. Play continues until all players have finished.

(If you play without teams, you'll need one water balloon or beach ball for every 2 players and they'll either all race at the same time or run individually in pairs and be timed.)

5. Get in Gear– For this game you'll need one set of swim gear – mask, flippers, towel, inflatable ring, etc. per team, with at least 2 teams. To play, teams should line up at one end of the playing area and piles of swim gear should be placed opposite the teams at the other end of the playing area. One player from each team races to the gear, gets dressed, races back to their team and takes off the gear. The next player puts on the gear, races back to the other end and takes it off. Etc.

6. Shoot Off – – For this game you need a can of shaving cream and one strong water-gun & 1 pair of goggles/ swim mask per team. One team member from each team comes to the front of the playing area and puts on the goggles. Then, using the shaving cream, draw a design on their shirt (a heart, a smiley face, etc.). The rest of the team take turns spraying their team representative with water-guns until all of the shaving cream is washed off.

7. Drip, Drip, Splash – – To play this game you need a bucket of water and a sponge. All of the kids should sit in a circle with a bucket of water in the middle. One child is chosen to be 'IT' and then fill a sponge with water from the bucket. Then, **"duck, duck goose style"** IT should walk around the circle dripping water on players heads. On one player instead of just letting the sponge drip, they should squeeze out all the water and yell "splash." That player should get up and race IT around the circle back to their spot. They then get to be IT next.

8. Target Practice – – To play this game, you need something to draw large circles on the ground (sidewalk chalk in a parking lot works well for this). You also need sponges and buckets of water. Before play, draw concentric circles and write scores in the circles ranging from 20 points to 200 points. To play, kids will take turns throwing sponges into the circles trying to get the most points. The first player to 500 wins. This game could also be played in teams.

9. Whatever Floats Your Boat – – For this game you need 1 spray bottle, one ping pong ball and 1 plastic cup for every 2 players. If you have lots of kids, this could be adapted to a team game. To play, one player holds a cup by their chest with a ping pong ball in the cup. Their partner will use the spray bottle to spray water at their partner trying to fill the cup and make the ping pong ball float and come out of the top of the cup.

10. Over/ Under Relay – To play this game, you need buckets of water and one sponge & one plastic cup per team. To play, one player from each team stands at one end of the playing area holding a

cup. The remaining team members pass a wet sponge over & under (1st player passed over their head, next player passed between their legs) until it gets to the end of the line. That player runs to squeeze the water into the cup and then runs to the back of the line to start the relay over. Play continues until a cup is completely full

“Summer Splash” Devotional

After playing 3-4 games, allow the kids to take a toilet break and then call them over to a shady spot for snack and a devotional. You (the leader) should have a large bottle of water and you should have a bag of chips or popcorn (something salty) for the kids to eat. You should also have water bottles for the kids, but they should be hidden out of sight at this time.

Hand out the chips (with no water) and stand in front of them drinking your water. Hopefully they'll start complaining about being thirsty and ask for some water. Act like you don't have any water and tell them to enjoy their snack while you talk about how refreshing your water is on such a hot day. Continue like that for a few minutes and then finally give in and bring the water out of hiding and hand it out. Allow kids to finish their snack while you go through the following devotional.

“Have you ever been really thirsty? I know you were complaining about being thirsty a few minutes ago, but have you ever been so thirsty that all you could think about was water?”

The Bible tells us about a time when God's people were just that thirsty. God's people had been slaves in Egypt and God led them out of Egypt by His mighty hand. He rescued them by showing His power to the people of Egypt and finally with the blood of lambs who died so that they might live...but that's another story for another day. God led His people out of Egypt and into the wilderness and that's where the complaining started. We're tired. We're hungry. We want meat. We're thirsty. We're all going to die out here.

In **Exodus 17**, we read that the people started complaining to Moses about being thirsty and wanting water. And, it wasn't just a few people, like you guys, complaining about water, it was thousands and thousands of God's people. What was Moses going to do?

Moses went to God and prayed and in Exodus 17:5-6 we read God's response. (READ THE VERSES). Basically, God told Moses that He would stand on the rock and then Moses was to hit the rock and water would come out. The Bible tells us that Moses did what God told him to do and God provided water for His people. God gave them what they needed at that moment. Water. The water to quench their thirst came from God Himself – but the rock on which God stood had to be struck. Remember that fact, it'll be important in a minute.

Fast forward to the New Testament, and we find a story about someone being thirsty in John 4. This time, Jesus was thirsty, and He sat down next to a well to rest. A woman came to the well and Jesus asked her for a drink. Then, Jesus said (John 4:10), “if you knew the gift of God and who it is that asks you for a drink, you would have asked Him, and He would have given you living water.”

The woman was obviously confused. How would Jesus give her a drink? What is this living water? Jesus went on in verse 13 and said that the water He would give would keep her from being thirsty again. It was clear that Jesus wasn't talking about water to drink. Jesus was talking about meeting a need greater than thirst.

Let's think for just a minute. I just gave you water, does that mean that you will never be thirsty again? No, you'll be thirsty in a couple of hours again. We need water all of the time. Jesus was talking about filling a need that was greater than thirst. He was talking about eternal life. He was talking about meeting the greatest need that any of us have ever had and ever will have – the need to be rescued from our sin and given life with Him.

But, how would this be possible? How would Jesus give eternal life? Remember back in Exodus 17 when God gave people water from the rock. Where was God standing? What was done to the rock? God stood on the rock. The rock was struck, and God met the needs of His people. In order to give living water and eternal life to His people, Jesus would be struck, and He would meet our greatest need.

It happened just like that. Jesus stood in our place and He was struck. He received the punishment that we deserve for our sin. He died on the cross in our place. And His death brought life to His people. Jesus is the living water that He was offering to the woman by the well. Jesus is the answer to our greatest need.

Next time you're thirsty, think about this story about how God met the greatest need of His people through Jesus' death on the cross.

Close in prayer, thanking God for the way He meets the needs of His people. Thank Him specifically for meeting our greatest need (salvation) through Jesus' death in our place. Pray that kids would come to understand their need for salvation and would look to Jesus as the only one who can meet that need in their lives.